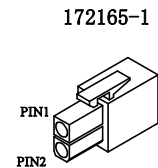
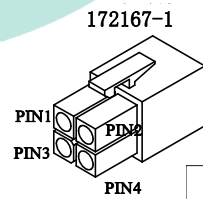
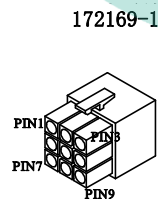


Rated Voltage	220	VAC
Rated Power	0.75	KW
Rated Torque	2.39	N.m
Rated Speed	3000	RPM
Max Speed	5000	RPM
Rated Current	4.5	A
Line back EMF constant	34	V/KRPM
Line Resistance	1.5	Ω
Line inductance	4.9	mH
Rator Inertia	1.48	$\times 10^4 \text{kg.m}^2$
Torque Constant	0.53	N.m/A
Electrical time constant	3.26	ms
Pole Pairs	5	pairs



PIN	Signal
1	24V
2	0V

PIN	1	2	3	4
Signal	U	V	W	PE

PIN	1	2	3	4	5	6	7	8	9
Signal	PE	E-	E+	SD-	0V	SD+	5V	/	/

ECMA-C20807BS
