

CONTENTS

产品目录

| | |
|---------------|-------|
| 产品集合图 | 01-04 |
| 低抗式润滑系统系列 | 05-16 |
| 容积式润滑系统系列 | 17-24 |
| 递进式集中稀油润滑系统系列 | 25-27 |
| YDB-F 黄油泵系列 | 26 |
| YDB-M 黄油泵系列 | 27 |
| MLK 黄油泵系列 | 27 |
| 容积式定量分配器系列 | 28 |
| 加压式分配器系列 | 29 |
| 递进式片式分配器系列 | 30 |
| 递进式分配器系列 | 31 |
| 计量件分油器系列 | 32 |
| 泄压式分配器系列 | 33 |
| 定量泄压式分配器系列 | 34 |
| TK 型分配器系列 | 35 |
| A 型单边分配器系列 | 36 |
| TGO-30 滤油器系列 | 37 |
| 限流杆单向阀系列 | 38 |
| 润滑附件系列 | 39-47 |
| 油量计算 | 48-49 |
| 常见故障及排除方法 | 50 |
| 工业用润滑油制品 - 览表 | 51 |

CNCPARTS



shop.cncparts.ir

یک خرید مطمئن

稀油油泵



稀油油脂泵



集中润滑系统
Centralized Lubrication System




黄油泵




手动泵



分配器




分配器

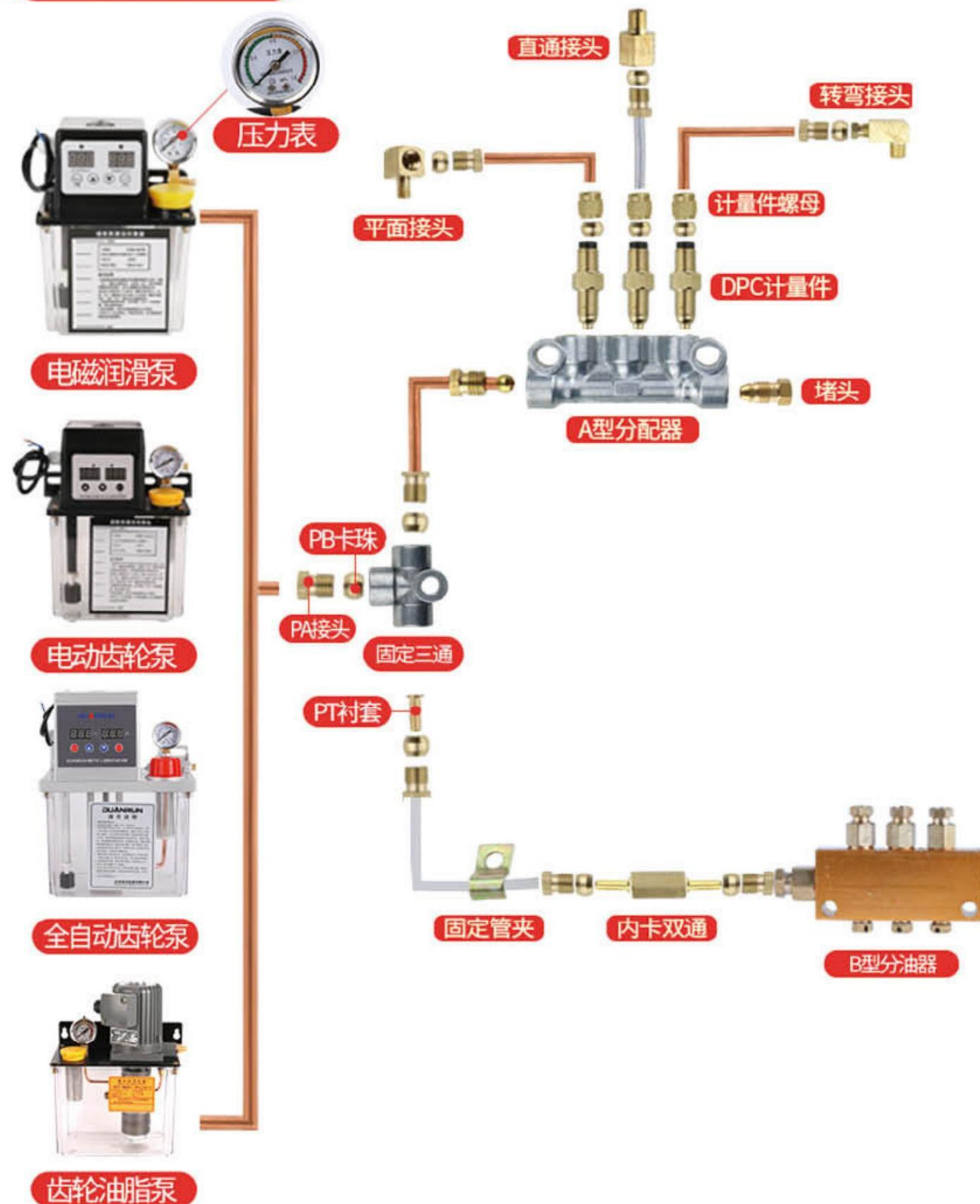


润滑附件





抵抗式润滑系统





2202-150X 电动润滑泵



性能和特点

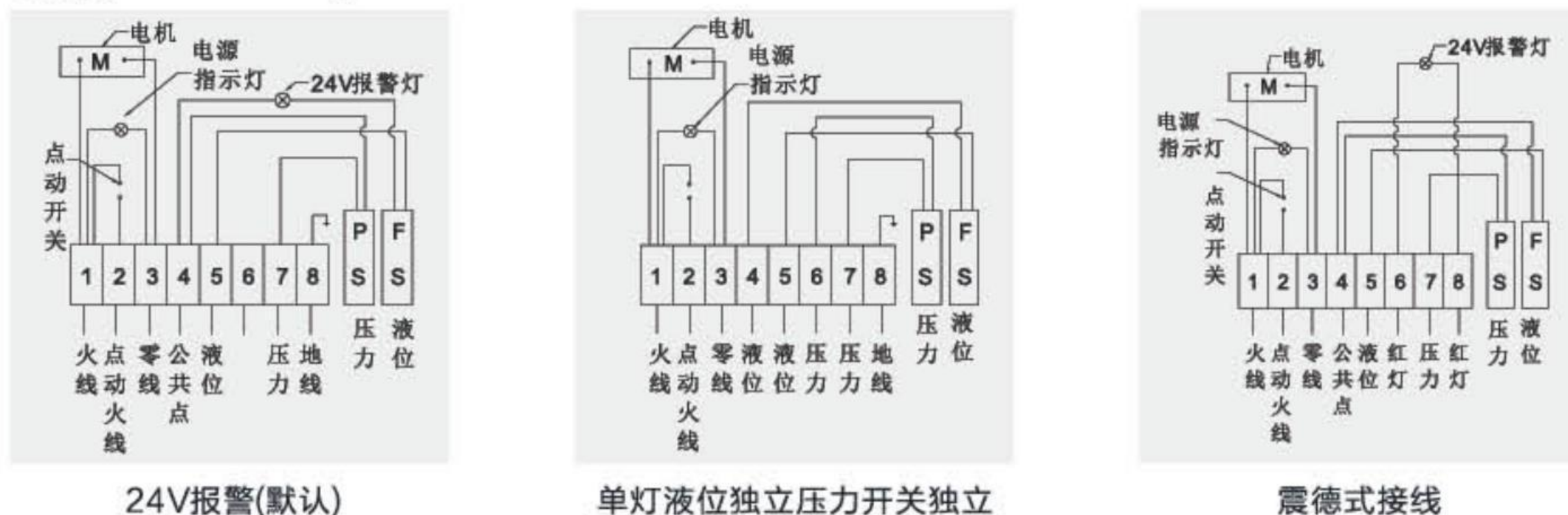
1. 安装方便，接线简单；
2. 供油时间由主机电脑 PLC 控制与设定；
3. 采用特殊合金钢齿轮泵，具有输出压力稳定，噪音小，寿命长；
4. 具有液位不足侦测功能；
5. 具有自动脱压功能，与检知容积式分配器使用可充分发挥润滑效果。

1. Convenient installation and simple wiring;
2. The fuel supply time is controlled and set by the host computer PLC;
3. Using special alloy steel gear pump, with stable output pressure, low noise and long life;
4. With the function of detecting insufficient liquid level;
5. With automatic decompression function, it can give full play to the lubrication effect when used with the detection volume distributor.


主要参数

| 型号 Model | 电压 Voltage(V) | 输出功率 Power(W) | 电流 (A) | 额定压力 Kgf/cm ² | 最大压力 Kgf/cm ² | 油箱容积 Oil tank capacity(L) | 吐出量 cc/min | 使用粘度 c/st |
|---------------|------------------|------------------|-----------|-----------------------------|-----------------------------|------------------------------|---------------|--------------|
| BE2202-015X | 220V | 18 | 0.35 | 15-20 | 30 | 1.5 | 100-150 | 30-1000 |
| BE2201-015X | 110V | 18 | 0.35 | 15-20 | 30 | 1.5 | 100-150 | 30-1000 |
| BE2202-01515X | 220V | 18 | 0.35 | 15-20 | 30 | 1.5 | 100-150 | 30-1000 |

接线图 Connetion diagram



2202-210X 电动润滑泵



性能和特点

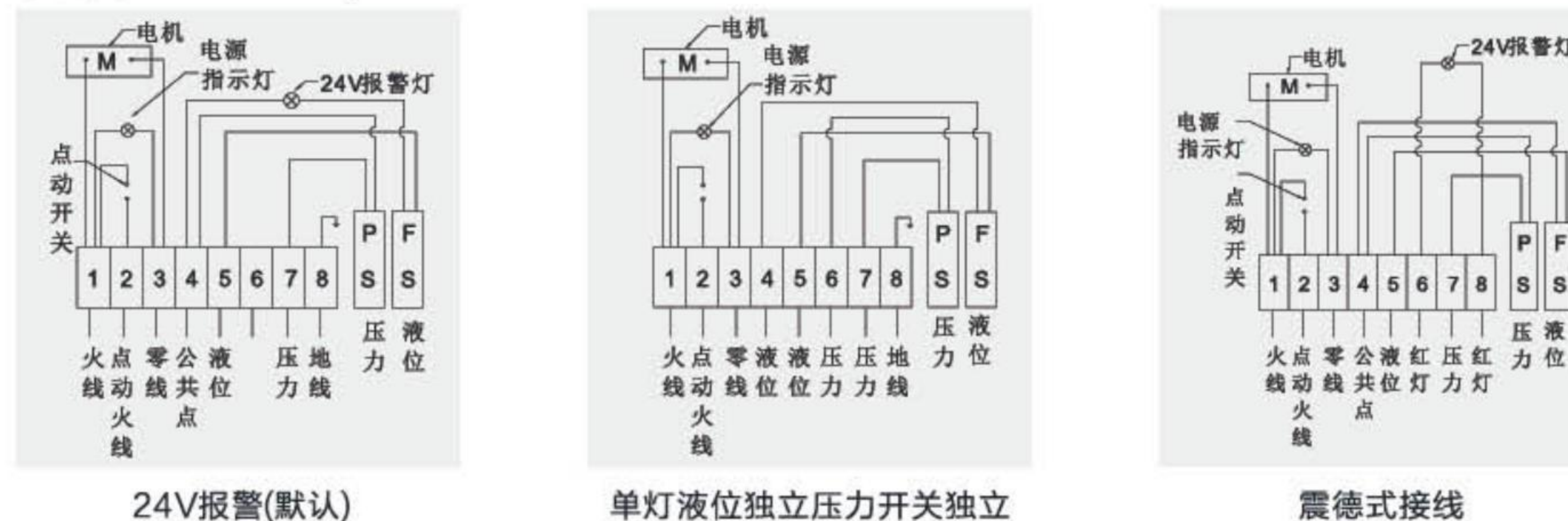
1. 安装方便，接线简单；
2. 供油时间由主机电脑 PLC 控制与设定；
3. 采用特殊合金钢齿轮泵，具有输出压力稳定，噪音小，寿命长；
4. 具有液位不足侦测功能；
5. 具有自动脱压功能，与检知容积式分配器使用可充分发挥润滑效果。

1. Convenient installation and simple wiring;
2. The fuel supply time is controlled and set by the host computer PLC;
3. Using special alloy steel gear pump, with stable output pressure, low noise and long life;
4. With the function of detecting insufficient liquid level;
5. With automatic decompression function, it can give full play to the lubrication effect when used with the detection volume distributor.

主要参数

| 型号 Model | 电压 Voltage(V) | 输出功率 Power(W) | 电流 (A) | 额定压力 Kgf/cm ² | 最大压力 Kgf/cm ² | 油箱容积 Oil tank capacity(L) | 吐出量 cc/min | 使用粘度 c/st |
|-------------|------------------|------------------|-----------|-----------------------------|-----------------------------|------------------------------|---------------|--------------|
| BE2202-210X | 220V | 18 | 0.35 | 15-20 | 30 | 1.5 | 100-150 | 30-1000 |
| BE2201-210X | 110V | 18 | 0.35 | 15-20 | 30 | 1.5 | 100-150 | 30-1000 |
| BE2202-210X | 220V | 18 | 0.35 | 15-20 | 30 | 1.5 | 100-150 | 30-1000 |

接线图 Connetion diagram





2202-410X 电动润滑泵



性能和特点

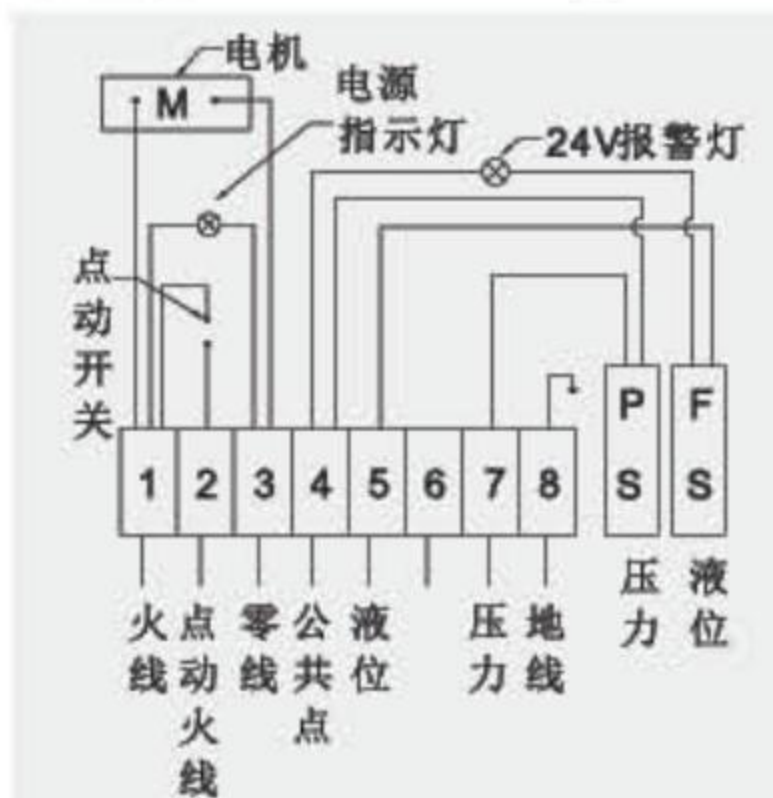
1. 安装方便，接线简单；
2. 供油时间由主机电脑 PLC 控制与设定；
3. 采用特殊合金钢齿轮泵，具有输出压力稳定，噪音小，寿命长；
4. 具有液位不足侦测功能；
5. 具有自动脱压功能，与检知容积式分配器使用可充分发挥润滑效果。

1. Convenient installation and simple wiring;
2. The fuel supply time is controlled and set by the host computer PLC;
3. Using special alloy steel gear pump, with stable output pressure, low noise and long life;
4. With the function of detecting insufficient liquid level;
5. With automatic decompression function, it can give full play to the lubrication effect when used with the detection volume distributor.

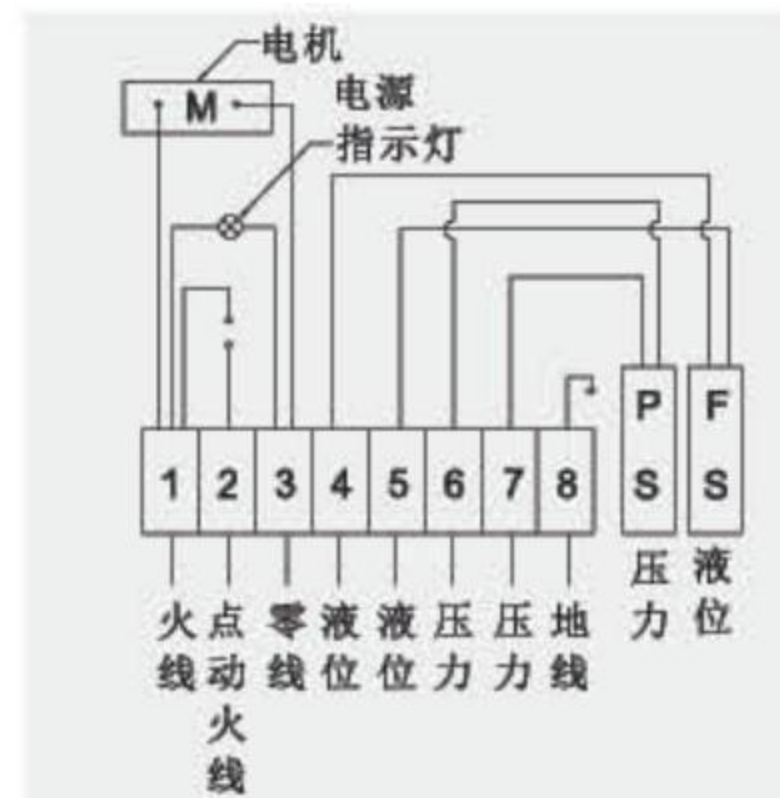
主要参数

| 型号 Model | 电压 Voltage(V) | 输出功率 Power(W) | 电流 (A) | 额定压力 Kgf/cm ² | 最大压力 Kgf/cm ² | 油箱容积 Oil tank capacity(L) | 吐出量 cc/min | 使用粘度 c/st |
|-------------|------------------|------------------|-----------|-----------------------------|-----------------------------|------------------------------|---------------|--------------|
| BE2202-410X | 220V | 18 | 0.35 | 15-20 | 30 | 1.5 | 100-150 | 30-1000 |
| BE2201-410X | 110V | 18 | 0.35 | 15-20 | 30 | 1.5 | 100-150 | 30-1000 |
| BE2202-410X | 220V | 18 | 0.35 | 15-20 | 30 | 1.5 | 100-150 | 30-1000 |

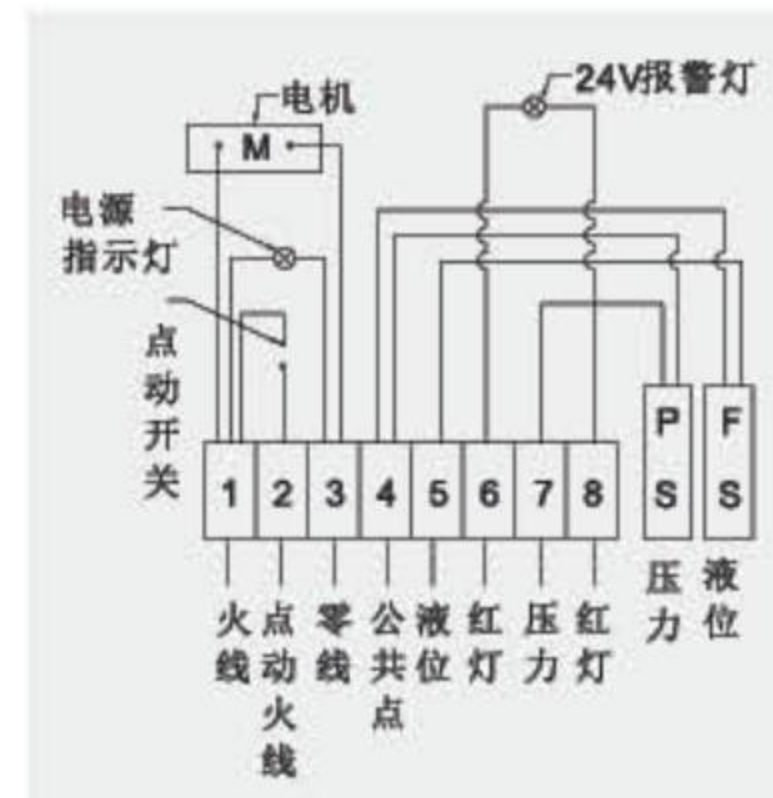
接线图 Connection diagram



24V报警(默认)




单灯液位独立压力开关独立



震德式接线



2262-210X 电动润滑泵



主要参数

| 型号 Model | 电压 Voltage(V) | 额定转速 Speed(r/min) | 输出功率 Power(W) | 电流 (A) | 额定压力 Kgf/cm ² | 最大压力 Kgf/cm ² | 油箱容积 Oil tank capacity(L) | 吐出量 cc/min | 使用粘度 c/st |
|-------------|------------------|----------------------|------------------|-----------|-----------------------------|-----------------------------|------------------------------|---------------|--------------|
| BE2262-210X | 220V | 2800/50Hz | 18 | 0.35 | 15-20 | 30 | 2 | 100-150 | 30-1000 |
| BE2261-210X | 110V | 3360/60Hz | 18 | 0.35 | 15-20 | 30 | 2 | 100-150 | 30-1000 |
| BE2262-210X | 220V | 2800/50Hz | 18 | 0.35 | 15-20 | 30 | 2 | 100-150 | 30-1000 |

操作说明

1. 工作时间设定：
请长按SET键见数字跳动时松开按钮，按 键设定个位数时间，再按SET键跳到十位数按 键设定十位数时间，再按下SET键跳动到百位数，按 键设定百位数时间(1-999秒)；
2. 间歇时间设定：
工作时间设定完毕后按住SET键约2秒跳到到间歇时间的个位数，按 键设定时间，按下SET键进入到十位数，按 键设定时间，再按下SET键进入到百位数，按 键设定时间，(1-999分钟/小时)设定完毕后，长按SET键进入正常工作状态；
3. RST键为暂停键或启动键，也可消除压力异常报警；
4. 油泵设定好时间后，进入LUB(工作)与INT(间歇)循环转换状态；
5. ERO闪烁时，表示油量不足需重新注入新油自动消除报警；
6. ERP闪烁时，表示压力异常，需检查油泵是否工作正常或油管主路是否有破裂或者漏油现象导致压力不足；
7. 电脑板内设有按键锁，打开小开关 可锁住SET键按钮，不能进入时间设定，RST可正常使用；
8. 电脑板内设有间歇时间断电记忆功能，打开小开关 进入断电记忆状态；

Instructions For

1. Working Time Setting:
Please long press SET button, and release the SET button when the number jumps. Press button to set single digit time, then press SET to jump to ten digits. Press button to set ten digit time. Press SET again to jump through the hundreds digit, then press button to set the hundreds digit time. (1-999 seconds);
2. Intermittent Time Setting:
After setting the working time, hold down the SET button for about 2 seconds to jump to the single digit of the intermittent time, press the button to set the time. Press the SET button to enter the ten digits, then press the button to set time. Press the SET button to enter the hundreds digit, press the button to set the time. (1-999 minutes / hour) After setting, long press the SET button to enter the normal working state;
3. The RST button is a pause button or a restart button, which can also elimi;
4. After the time of oil pump has been set, it will enter the LUB and INT cycle conversion state;
5. When ERO flashes, it means that the amount of oil is insufficient and new oil needs to be refilled to automatically eliminate the alarm;
6. When the ERP flashes, it indicates that the pressure is abnormal. It is necessary to check whether the oil pump is working properly or whether the main pipe of the oil pipe is cracked or oil leakage causes insufficient pressure;
7. There is a lock button in the computer board. Open the small switch , you can lock the SET button. Then you can't enter the time setting but RST can be used normally;
8. There is intermittent power-off memory function in the computer board. When open the small switch , it will enter the power-off memory state;



主要参数

| 型号 Model | 电压 Voltage(V) | 额定转速 Speed(r/min) | 输出功率 Power(W) | 电流 (A) | 额定压力 Kgf/cm ² | 最大压力 Kgf/cm ² | 油箱容积 Oil tank capacity(L) | 吐油量 cc/min | 使用粘度 c/st |
|-------------|------------------|----------------------|------------------|-----------|-----------------------------|-----------------------------|------------------------------|---------------|--------------|
| BE2262-410X | 220V | 2800/50Hz | 18 | 0.35 | 15-20 | 30 | 2 | 100-150 | 30-1000 |
| BE2261-410X | 110V | 3360/60Hz | 18 | 0.35 | 15-20 | 30 | 2 | 100-150 | 30-1000 |
| BE2262-410X | 220V | 2800/50Hz | 18 | 0.35 | 15-20 | 30 | 2 | 100-150 | 30-1000 |

操作说明

- 1. 工作时间设定:**
请长按SET键见数字跳动时松开按钮，按 键设定个位数时间，再按SET键跳到十位数按 键设定十位数时间，再按下SET键跳到百位数，按 键设定百位数时间(1-999秒)；
- 2. 间歇时间设定:**
工作时间设定完毕后按住SET键约2秒跳到到间歇时间的个位数，按 键设定时间，按下SET键进入到十位数，按 键设定时间，再按下SET键进入到百位数，按 键设定时间，(1-999分钟/小时)设定完毕后，长按SET键进入正常工作状态；
- 3. RST键为暂停键或启动键，也可消除压力异常报警；**
- 4. 油泵设定好时间后，进入LUB(工作)与INT(间歇)循环转换状态；**
- 5. ERO闪烁时，表示油量不足需重新注入新油自动消除报警；**
- 6. ERP闪烁时，表示压力异常，需检查油泵是否工作正常或油管主路是否有破裂或者漏油现象导致压力不足；**
- 7. 电脑板内设有按键锁，打开小开关 可锁住SET键按钮，不能进入时间设定，RST可正常使用；**
- 8. 电脑板内设有间歇时间断电记忆功能，打开小开关 进入断电记忆状态；**

Instructions For

- 1. Working Time Setting:**
Please long press SET button, and release the SET button when the number jumps. Press button to set single digit time, then press SET to jump to ten digits. Press button to set ten digit time. Press SET again to jump through the hundreds digit, then press button to set the hundreds digit time. (1-999 seconds);
- 2. Intermittent Time Setting:**
After setting the working time, hold down the SET button for about 2 seconds to jump to the single digit of the intermittent time, press the button to set the time. Press the SET button to enter the ten digits, then press the button to set time. Press the SET button to enter the hundreds digit, press the button to set the time. (1-999 minutes / hour) After setting, long press the SET button to enter the normal working state;
- 3. The RST button is a pause button or a restart button, which can also ellimi;**
- 4. After the time of oil pump has been set, it will enter the LUB and INT cycle conversion state;**
- 5. When ERO flashes, it means that the amount of oil is insufficient and new oil needs to be refilled to automatically eliminate the alarm;**
- 6. When the ERP flashes, it indicates that the pressure is abnormal. It is necessary to check whether the oil pump is working properly or whether the main pipe of the oil pipe is cracked or oil leakage causes insufficient pressure;**
- 7. There is a lock button in the computer board. Open the small switch , you can lock the SET button. Then you can't enter the time setting but RST can be used normally;**
- 8. There is intermittent power-off memory function in the computer board. When open the small switch , it will enter the power-off memory state;**



性能和特点

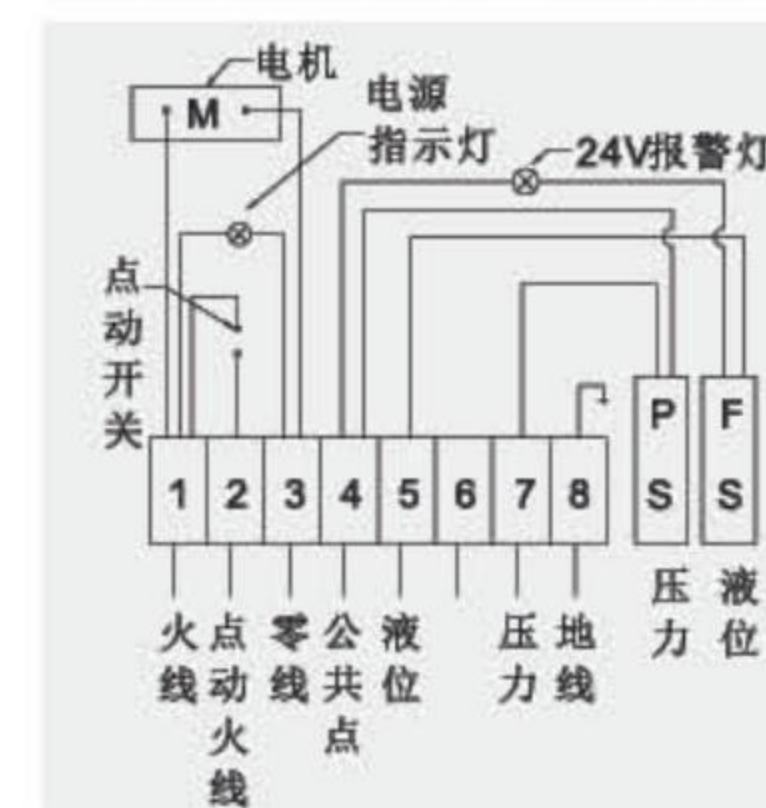
- 1. 安装方便，接线简单；**
- 2. 供油时间由主机电脑 PLC 控制与设定；**
- 3. 采用特殊合金钢齿轮泵，具有输出压力稳定，噪音小，寿命长；**
- 4. 具有液位不足侦测功能；**
- 5. 具有自动脱压功能，与检知容积式分配器使用可充分发挥润滑效果。**

- 1. Convenient installation and simple wiring;**
- 2. The fuel supply time is controlled and set by the host computer PLC;**
- 3. Using special alloy steel gear pump, with stable output pressure, low noise and long life;**
- 4. With the function of detecting insufficient liquid level;**
- 5. With automatic decompression function, it can give full play to the lubrication effect when used with the detection volume distributor.**

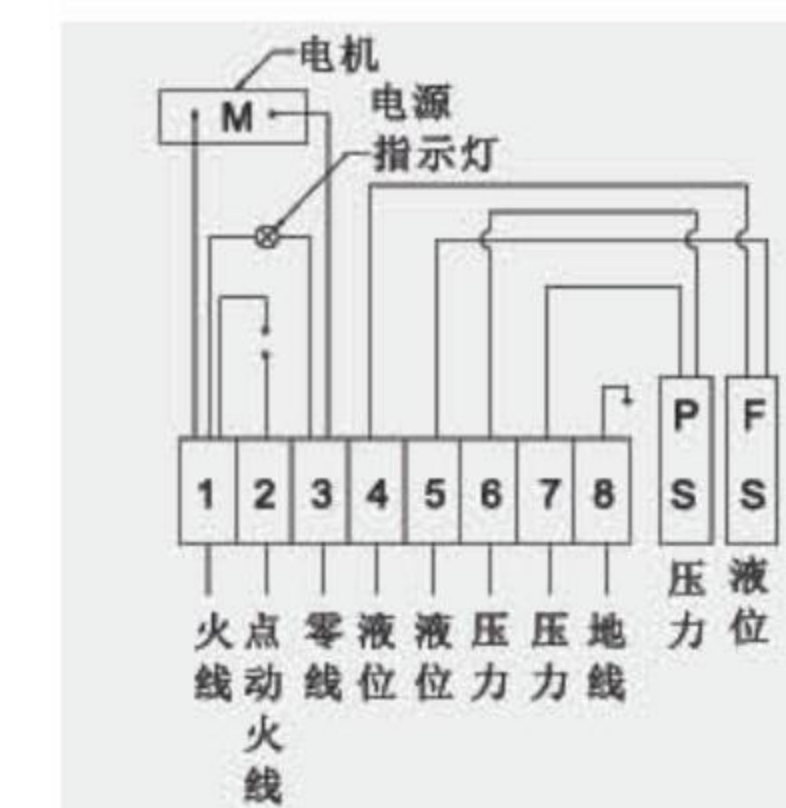
主要参数

| 型号 Model | 电压 Voltage(V) | 输出功率 Power(W) | 电流 (A) | 额定压力 Kgf/cm ² | 最大压力 Kgf/cm ² | 油箱容积 Oil tank capacity(L) | 吐油量 cc/min | 使用粘度 c/st |
|------------------|------------------|------------------|-----------|-----------------------------|-----------------------------|------------------------------|---------------|--------------|
| RD54 380-3Z-200X | 220V | 60 | 0.35 | 15-20 | 60 | 2 | 300-500 | 30-00# |
| RD54 380-3Z-200X | 380V | 90 | 0.35 | 15-20 | 60 | 2 | 300-500 | 30-00# |
| RD54 380-3Z-210X | 220V | 60 | 0.35 | 15-20 | 60 | 2 | 300-500 | 30-00# |

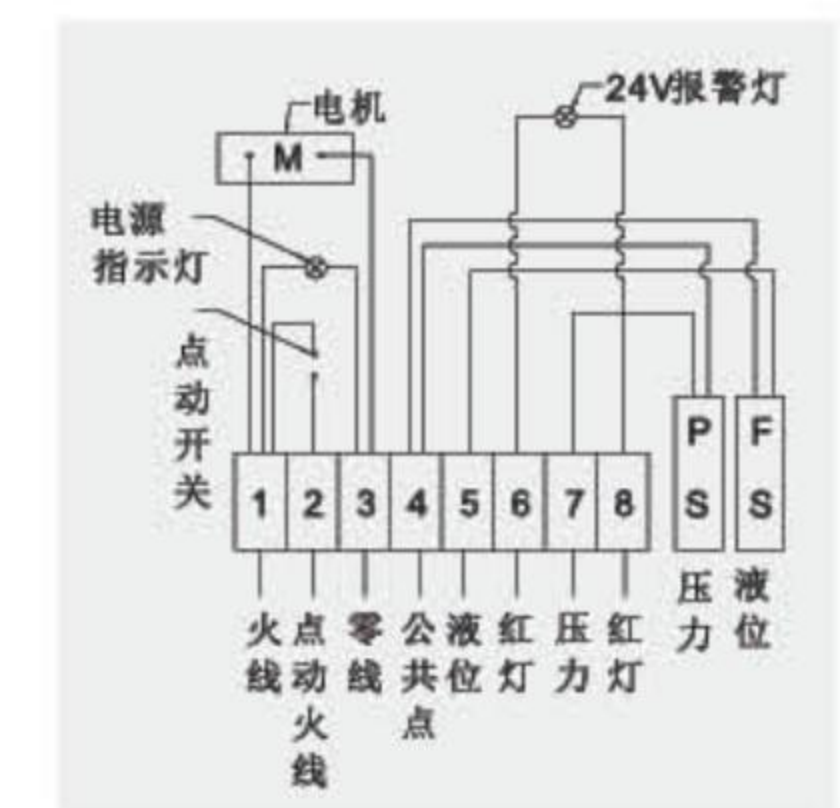
接线图 Connetion diagram




24V报警(默认)



单灯液位独立压力开关独立



震德式接线



性能和特点

- 1、系统可设定三种动作模式。
a、润滑：开机时先执行润滑时间计时。b、间歇：润滑完成后执行间歇时间计时（时间单位可转换）。c、记忆：断电后再次送电可继续执行之前未完成的间歇时间。
- 2、润滑时间和间歇时间均可调整。（内设锁键功能，可锁定设置后的润滑和间歇时间）
- 3、设有液位开关、压力开关（可选配）。当油量或压力不足时，蜂鸣器会发出报警、并将异常信号输出。a、压力不足显示 Erp。b、液位不足显示 Ero。
- 4、面板指示灯可显示出注油机的润滑和间歇的状态。
- 5、系统可使用“RST”键，强制润滑或消除异常报警信号。
- 6、电机可连续运转。
- 7、在容积式系统中设有脱压装置，需配合容积式、定量泄压式、加压式分配器使用。
- 8、设有溢流阀，可保护注油机及管路由于压力过高而损坏。

1. The system can set three action modes.
a: Lubrication: The lubrication time is counted first when starting up. b. Intermittent: After the lubrication is completed, the intermittent time is counted (the time unit can be converted). C. Memory: After power off, power on again to continue the unfinished intermittent time.
2. Both lubrication time and intermittent time can be adjusted. (Built-in lock key function, can lock the lubrication and intermittent time after setting)
3. Equipped with liquid level switch and pressure switch (optional). When the amount of oil or pressure is insufficient, the buzzer will give an alarm and output an abnormal signal. a. Erp is displayed for insufficient pressure. b. Ero is displayed when the liquid level is insufficient.
4. The panel indicator light can show the lubrication and intermittent status of the oil injection machine.
5. The system can use the "RST" key to force lubrication or eliminate abnormal alarm signals.
6. The motor can run continuously.
7. There is a depressurization device in the volumetric system, which needs to be used with volumetric, quantitative pressure relief, and pressurized distributors.
8. There is an overflow valve to protect the oil injection machine and pipeline from damage due to excessive pressure.



性能和特点

- 1、系统可设定三种动作模式。
a、润滑：开机时先执行润滑时间计时。
b、间歇：润滑完成后执行间歇时间计时（时间单位可转换）。
c、记忆：断电后再次送电可继续执行之前未完成的间歇时间。润滑时间和间歇时间均可调整。
(内设锁键功能，可锁定设置后的润滑和间歇时间)
- 2、设有液位开关、压力开关（可选配）。当油量或压力不足时，蜂鸣器会发出报警、并将异常信号输出。
a、压力不足显示 Erp。b、液位不足显示 Ero。
- 3、系统时间可设定，“LUB”润滑时间：1-999(秒)“INT”间歇时间：1-999(分)(特殊要求可定制)
- 4、面板指示灯可显示出注油机的润滑和间歇的状态。
- 5、系统可使用“RST”键，强制润滑或消除异常报警信号。
- 6、单次最长润滑时间≤2min，间歇时间通常为润滑时间的5倍以上。
- 7、电机设有自我保护功能，防止电机温度过高及过载。
- 8、在容积式系统中无脱压装置，需配合比例接头分配器使用。
- 9、设有溢流阀，可保护注油机及管路由于压力过高而损坏。

1. The system can set three action modes.
a. Lubrication: The lubrication time is counted first when starting up.
b. Intermittent: After the lubrication is completed, the intermittent time is counted (the time unit can be converted).
c. Memory: After the power is cut off, the power can be re-transmitted to continue the unfinished intermittent time. Both lubrication time and intermittent time can be adjusted. (Built-in lock key function, can lock the lubrication and intermittent time after setting)
2. Equipped with liquid level switch and pressure switch (optional). When the amount of oil or pressure is insufficient, the buzzer will give an alarm and output an abnormal signal.
a. Erp is displayed for insufficient pressure. b. Ero is displayed when the liquid level is insufficient.
3. The system time can be set, "LUB" lubrication time: 1-999 (seconds) "INT" intermittent time: 1-999 (minutes) (special requirements can be customized)
4. The panel indicator light can show the lubrication and intermittent status of the oil injection machine.
5. The system can use the "RST" key to force lubrication or eliminate abnormal alarm signals.
6. The longest single lubrication time is ≤ 2min, and the intermittent time is usually more than 5 times the lubrication time.
7. The motor has a self-protection function to prevent the motor from overheating and overloading.
8. There is no decompression device in the positive displacement system, and it needs to be used with a proportional joint distributor.
9. There is an overflow valve to protect the oil injection machine and pipelines from damage due to excessive pressure.



性能和特点

- 系统可设定三种动作模式。
 - 润滑：开机时先执行润滑时间计时。
 - 间歇：润滑完成后执行间歇时间计时（时间单位可转换）。
 - 记忆：断电后再次送电可继续执行之前未完成的间歇时间。
- 润滑时间和间歇时间均可调整。（内设锁键功能，可锁定设置后的润滑和间歇时间）
- 设有液位开关、压力开关（可选配）。当油量或压力不足时，蜂鸣器会发出报警、并将异常信号输出。
 - 压力不足显示 Erp。b、液位不足显示 Ero。
- 面板指示灯可显示出注油机的润滑和间歇的状态。
- 系统可使用“RST”键，强制润滑或消除异常报警信号。
- 电机可连续运转。
- 在容积式系统中设有脱压装置，需配合容积式、定量泄压式、加压式分配器使用。
- 设有溢流阀，可保护注油机及管路由于压力过高而损坏。

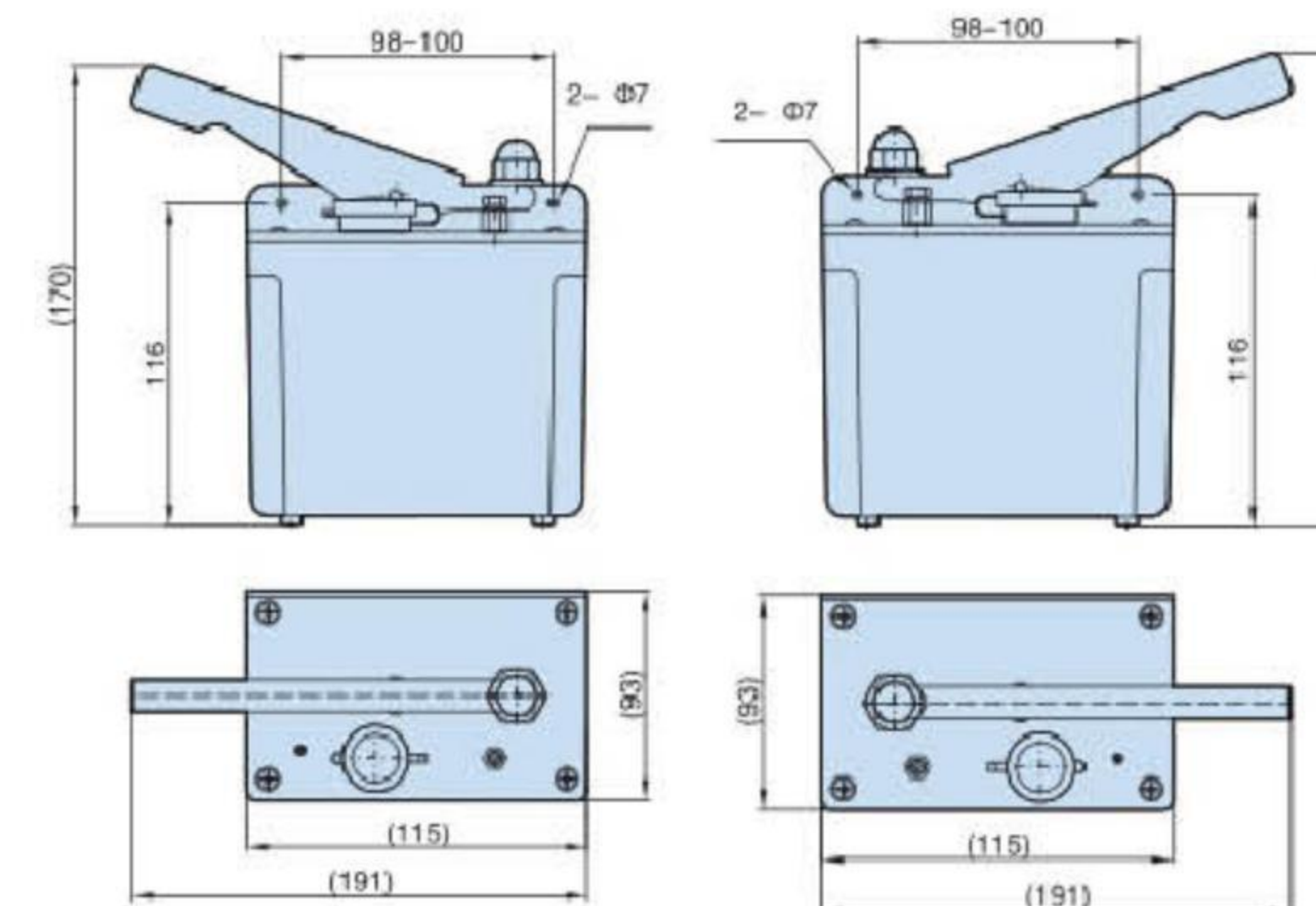
- The system can set three action modes.
 - Lubrication: The lubrication time is counted first when starting up.
 - Intermittent: After the lubrication is completed, the intermittent time is counted (the time unit can be converted).
 - Memory: After power off, power on again to continue the unfinished intermittent time.
- Both lubrication time and intermittent time can be adjusted. (Built-in lock key function, can lock the lubrication and intermittent time after setting)
- Equipped with liquid level switch and pressure switch (optional). When the amount of oil or pressure is insufficient, the buzzer will give an alarm and output an abnormal signal. a. Erp is displayed for insufficient pressure. b. Ero is displayed when the liquid level is insufficient.
- The panel indicator light can show the lubrication and intermittent status of the oil injection machine.
- The system can use the "RST" key to force lubrication or eliminate abnormal alarm signals.
- The motor can run continuously.
- There is a depressurization device in the volumetric system, which needs to be used with volumetric, quantitative pressure relief, and pressurized distributors.
- There is an overflow valve to protect the oil injection machine and pipeline from damage due to excessive pressure.



性能和特点

- 柱塞式结构，用于稀油润滑。
 - 手动操作，压下手柄时储油，松开手柄时排油。
- Plunger type structure, used for thin oil lubrication.
 - Manual operation, oil is stored when the handle is depressed, and drained when the handle is released.

安装尺寸



主要参数

| 型号 Model | 吐出量 cc/min | 最大吐出压力 Kgf/cm ² | 油箱容积 Oil Tank Capacity(L) | 吐出口径 Spit out the Caliber | 吐出口数 Number of Exhailes | 形式 Form | 备注 Remarks |
|-------------|---------------|-------------------------------|------------------------------|------------------------------|----------------------------|------------|---------------|
| HP-5L | 5 | 5 | 0.6 | M8X1 | 1 | 抵抗式 | 左手压 |
| HP-5M | 5 | 5 | 0.6 | M8X1 | 1 | 抵抗式 | 中手压 |
| HP-5R | 5 | 5 | 0.6 | M8X1 | 1 | 抵抗式 | 右手压 |



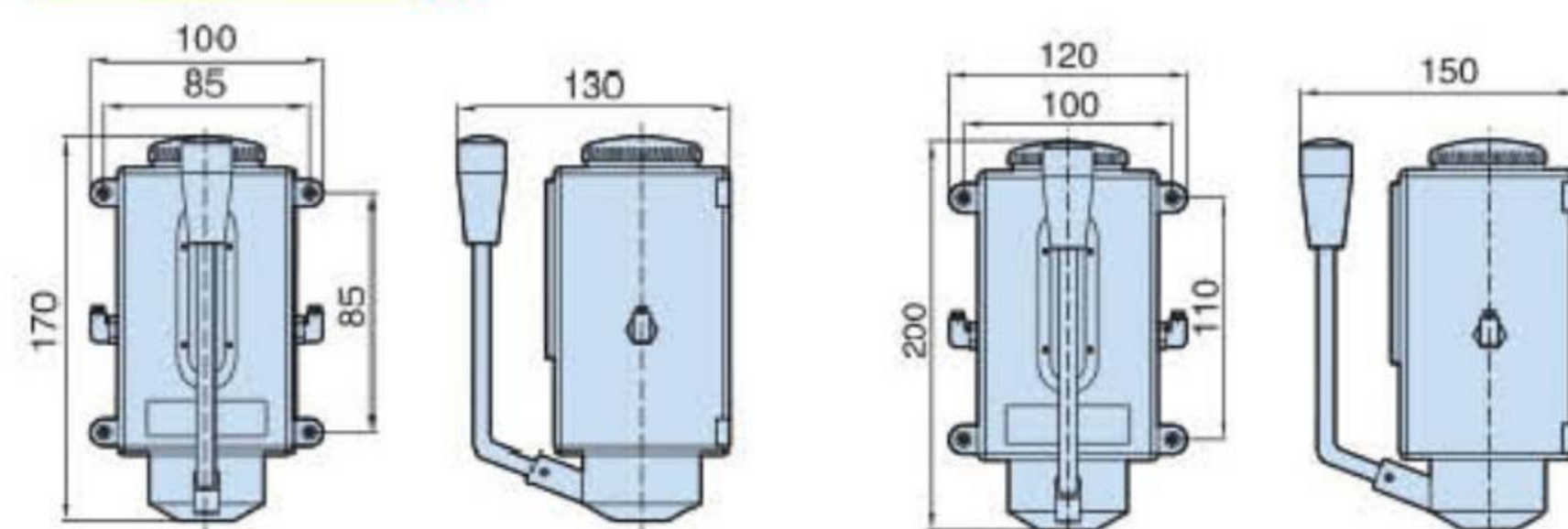
350CC

500CC

性能和特点

1. 柱塞式结构，用于稀油润滑。
 2. 手动操作，拉出手柄时排油，手柄复位时储油。
 3. 两个出油口可同时或任选一个出油。
 4. 配有树脂油标，可方便观察油位。
1. Plunger type structure, used for thin oil lubrication.
 2. Manual operation, drain oil when the handle is pulled out, and store oil when the handle is reset.
 3. Two oil outlets can be used at the same time or choose one oil outlet.
 4. Equipped with resin oil mark, easy to observe the oil level.

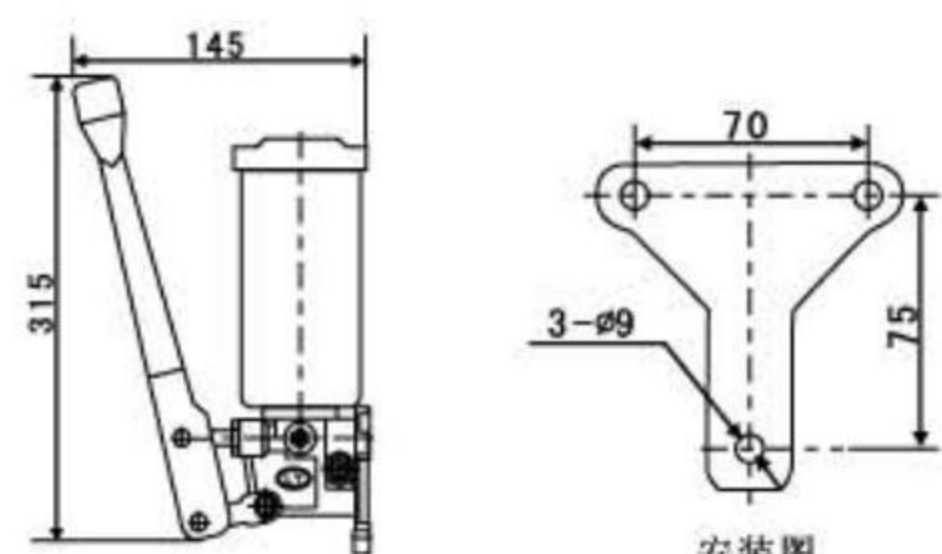
安装尺寸



主要参数

| 型号 Model | 吐出量 cc/min | 最大吐出压力 Kgf/cm ² | 油箱容积 Oil Tank Capacity (mL) | 吐出口径 Spit out the Caliber | 吐出口数 Number of Exhales | 安装尺寸 Installation Size | 形式 Form |
|-------------|---------------|-------------------------------|--------------------------------|------------------------------|---------------------------|---------------------------|------------|
| Y-6 | 6 | 15 | 800 | φ4/φ6 | 2 | 100X110 | 抵抗式 |
| Y-8 | 8 | 15 | 800 | φ4/φ6 | 2 | 100X110 | 卸压式 |

MYG 手摇黄油泵



MYG-(03/05/08)

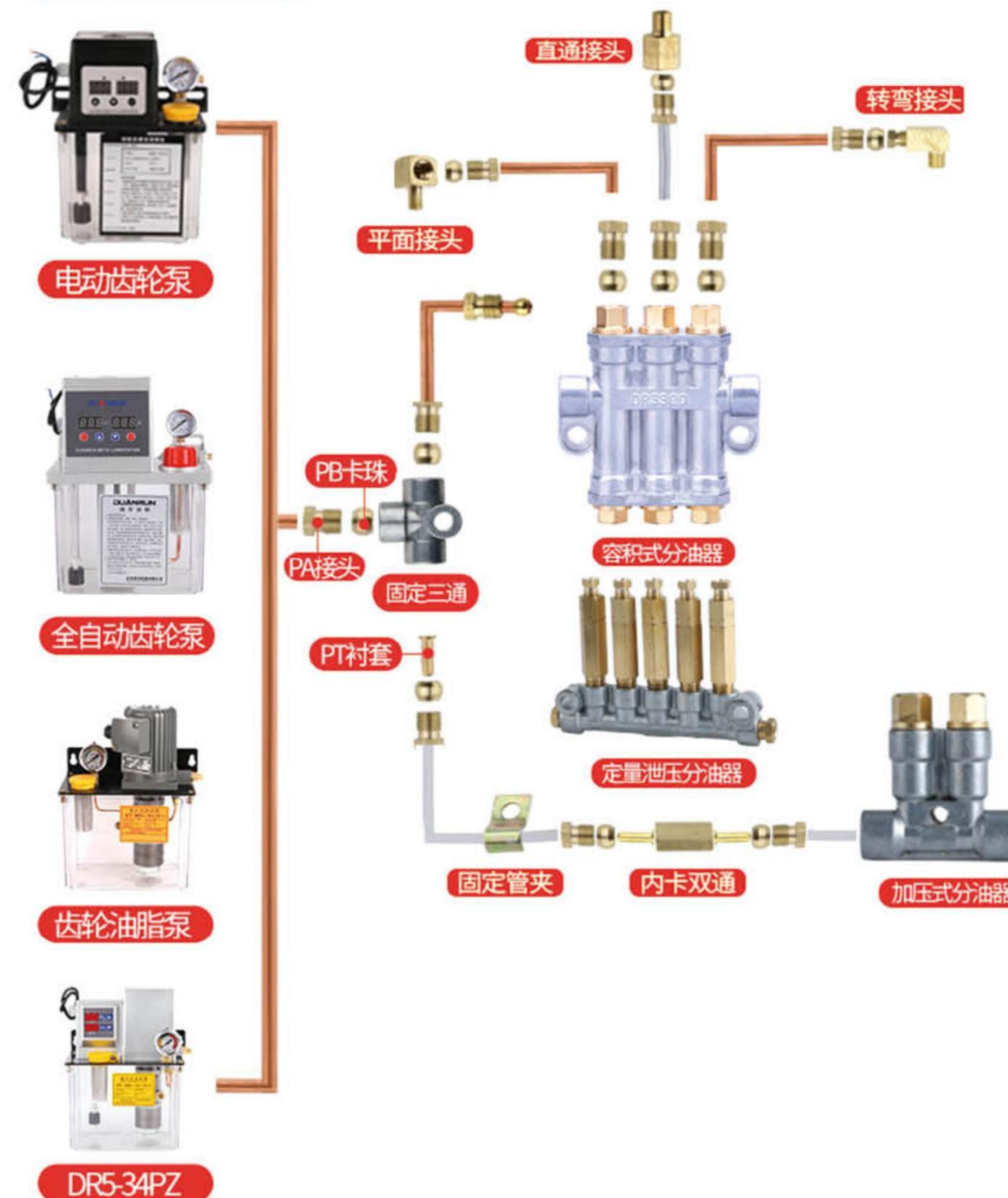
性能和特点

- 透明树脂油箱。
 - 柱塞式结构，用于油脂润滑。
 - 手动操作，拉出手柄时储油，推进时手柄排油。
 - 无卸荷功能，用于抵抗式油脂润滑系统。
- Transparent resin tank.
 - Plunger structure for grease lubrication.
 - Manual operation, when pulling out the handle to store oil, push the handle to drain oil.
 - No unloading function, used in resistant grease lubrication system.

| 型号 Model | 吐出量 cc/min | 最大吐出压力 MPa | 油箱容积 Oil Tank Capacity (mL) | 吐出口径 Spit out the Caliber | 吐出口数 Number of Exhales | 形式 Form |
|-------------|---------------|---------------|--------------------------------|------------------------------|---------------------------|------------|
| MYG-03 | 2 | 10 | 300 | M10X1 | 1 | 抵抗/卸压 |
| MYG-05 | 2 | 10 | 500 | M10X1 | 1 | 抵抗/卸压 |
| MYG-08 | 2 | 10 | 800 | M10X1 | 1 | 抵抗/卸压 |



容积式润滑系统





2202-150X 电动润滑泵



性能和特点

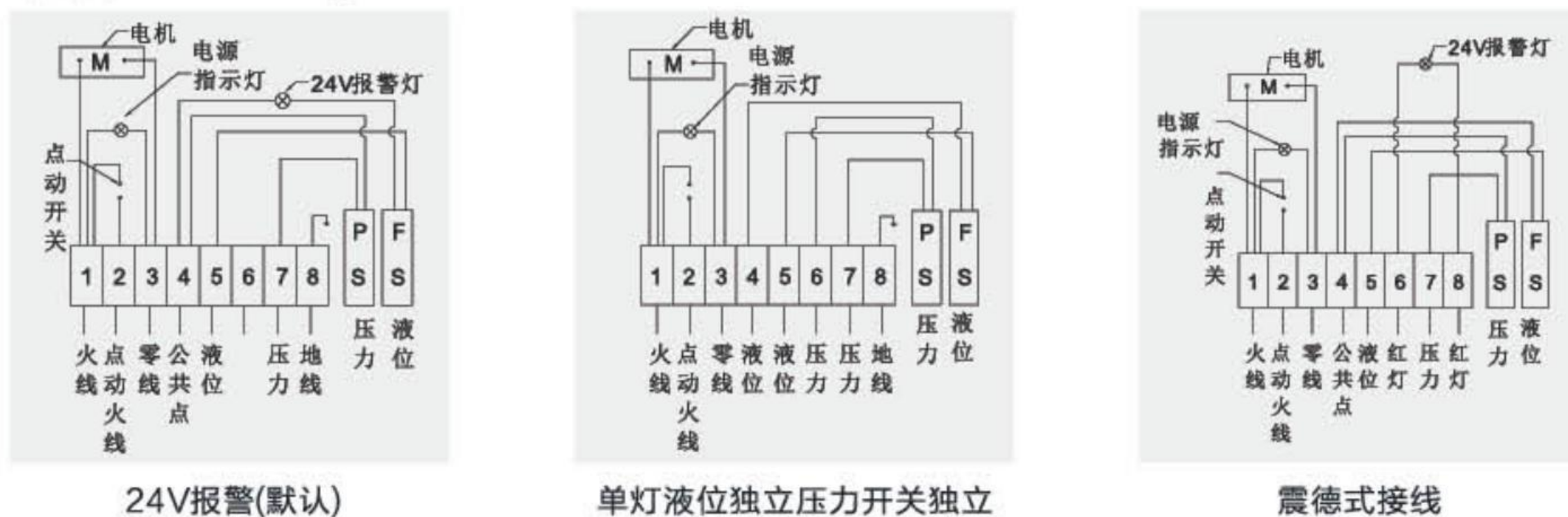
1. 安装方便，接线简单；
2. 供油时间由主机电脑 PLC 控制与设定；
3. 采用特殊合金钢齿轮泵，具有输出压力稳定，噪音小，寿命长；
4. 具有液位不足侦测功能；
5. 具有自动脱压功能，与检知容积式分配器使用可充分发挥润滑效果。

1. Convenient installation and simple wiring;
2. The fuel supply time is controlled and set by the host computer PLC;
3. Using special alloy steel gear pump, with stable output pressure, low noise and long life;
4. With the function of detecting insufficient liquid level;
5. With automatic decompression function, it can give full play to the lubrication effect when used with the detection volume distributor.


主要参数

| 型号 Model | 电压 Voltage(V) | 输出功率 Power(W) | 电流 (A) | 额定压力 Kgf/cm ² | 最大压力 Kgf/cm ² | 油箱容积 Oil tank capacity(L) | 吐出量 cc/min | 使用粘度 c/st |
|---------------|------------------|------------------|-----------|-----------------------------|-----------------------------|------------------------------|---------------|--------------|
| BE2202-015X | 220V | 18 | 0.35 | 15-20 | 30 | 1.5 | 100-150 | 30-1000 |
| BE2201-015X | 110V | 18 | 0.35 | 15-20 | 30 | 1.5 | 100-150 | 30-1000 |
| BE2202-01515X | 220V | 18 | 0.35 | 15-20 | 30 | 1.5 | 100-150 | 30-1000 |

接线图 Connetion diagram



2202-210X 电动润滑泵



性能和特点

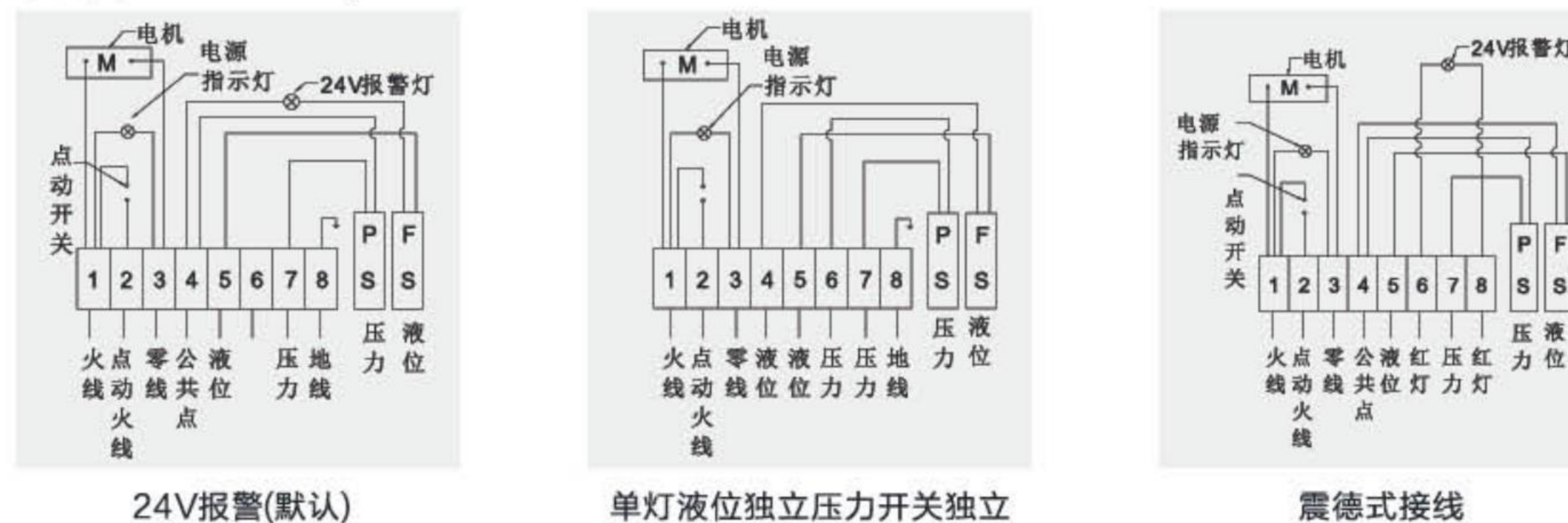
1. 安装方便，接线简单；
2. 供油时间由主机电脑 PLC 控制与设定；
3. 采用特殊合金钢齿轮泵，具有输出压力稳定，噪音小，寿命长；
4. 具有液位不足侦测功能；
5. 具有自动脱压功能，与检知容积式分配器使用可充分发挥润滑效果。

1. Convenient installation and simple wiring;
2. The fuel supply time is controlled and set by the host computer PLC;
3. Using special alloy steel gear pump, with stable output pressure, low noise and long life;
4. With the function of detecting insufficient liquid level;
5. With automatic decompression function, it can give full play to the lubrication effect when used with the detection volume distributor.

主要参数

| 型号 Model | 电压 Voltage(V) | 输出功率 Power(W) | 电流 (A) | 额定压力 Kgf/cm ² | 最大压力 Kgf/cm ² | 油箱容积 Oil tank capacity(L) | 吐出量 cc/min | 使用粘度 c/st |
|-------------|------------------|------------------|-----------|-----------------------------|-----------------------------|------------------------------|---------------|--------------|
| BE2202-210X | 220V | 18 | 0.35 | 15-20 | 30 | 1.5 | 100-150 | 30-1000 |
| BE2201-210X | 110V | 18 | 0.35 | 15-20 | 30 | 1.5 | 100-150 | 30-1000 |
| BE2202-210X | 220V | 18 | 0.35 | 15-20 | 30 | 1.5 | 100-150 | 30-1000 |

接线图 Connetion diagram





2202-410X 电动润滑泵



性能和特点

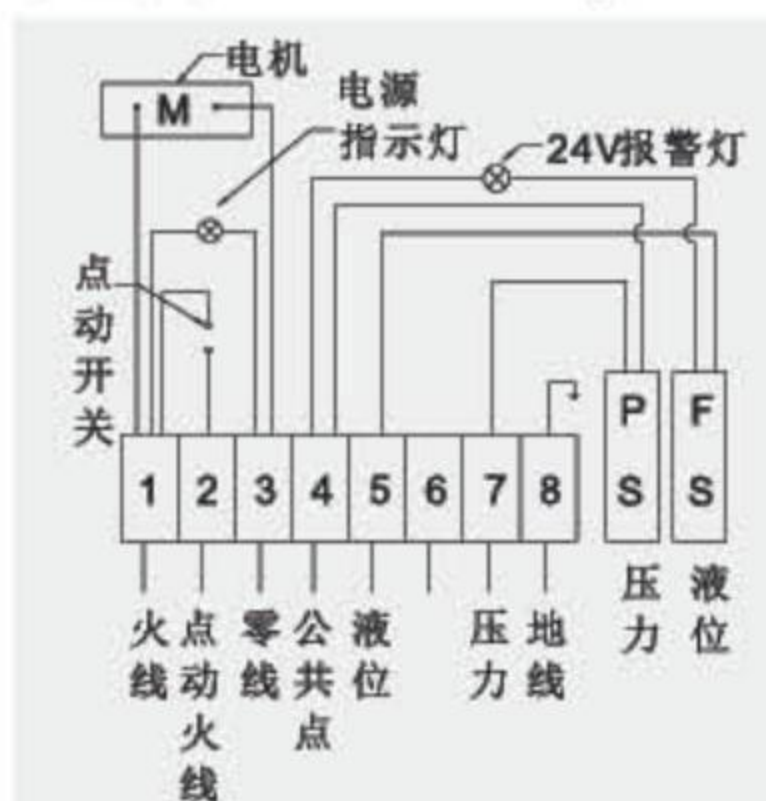
1. 安装方便，接线简单；
2. 供油时间由主机电脑 PLC 控制与设定；
3. 采用特殊合金钢齿轮泵，具有输出压力稳定，噪音小，寿命长；
4. 具有液位不足侦测功能；
5. 具有自动脱压功能，与检知容积式分配器使用可充分发挥润滑效果。

1. Convenient installation and simple wiring;
2. The fuel supply time is controlled and set by the host computer PLC;
3. Using special alloy steel gear pump, with stable output pressure, low noise and long life;
4. With the function of detecting insufficient liquid level;
5. With automatic decompression function, it can give full play to the lubrication effect when used with the detection volume distributor.

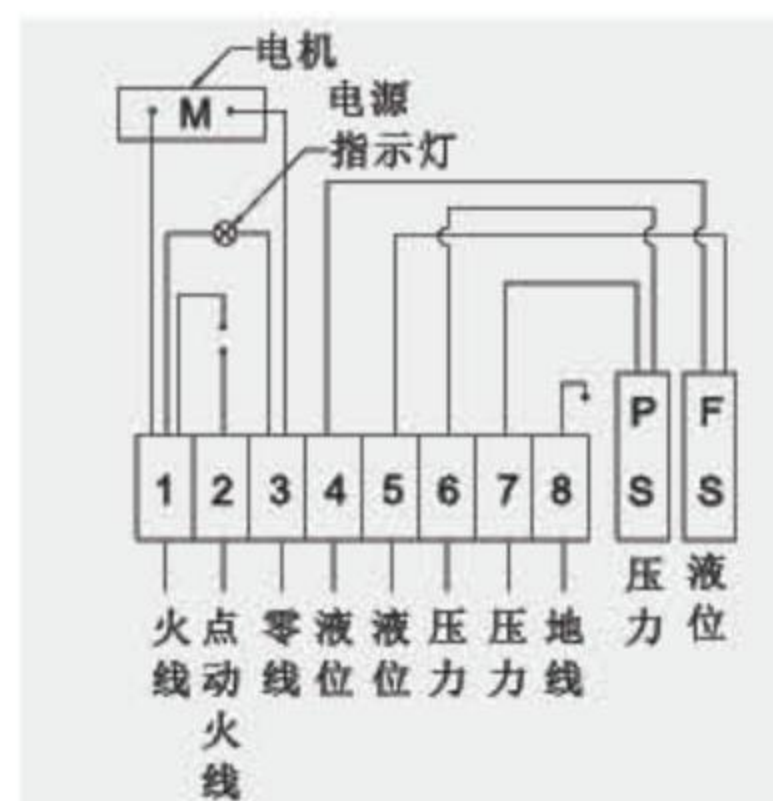
主要参数

| 型号 Model | 电压 Voltage(V) | 输出功率 Power(W) | 电流 (A) | 额定压力 Kgf/cm ² | 最大压力 Kgf/cm ² | 油箱容积 Oil tank capacity(L) | 吐出量 cc/min | 使用粘度 c/st |
|-------------|------------------|------------------|-----------|-----------------------------|-----------------------------|------------------------------|---------------|--------------|
| BE2202-410X | 220V | 18 | 0.35 | 15-20 | 30 | 1.5 | 100-150 | 30-1000 |
| BE2201-410X | 110V | 18 | 0.35 | 15-20 | 30 | 1.5 | 100-150 | 30-1000 |
| BE2202-410X | 220V | 18 | 0.35 | 15-20 | 30 | 1.5 | 100-150 | 30-1000 |

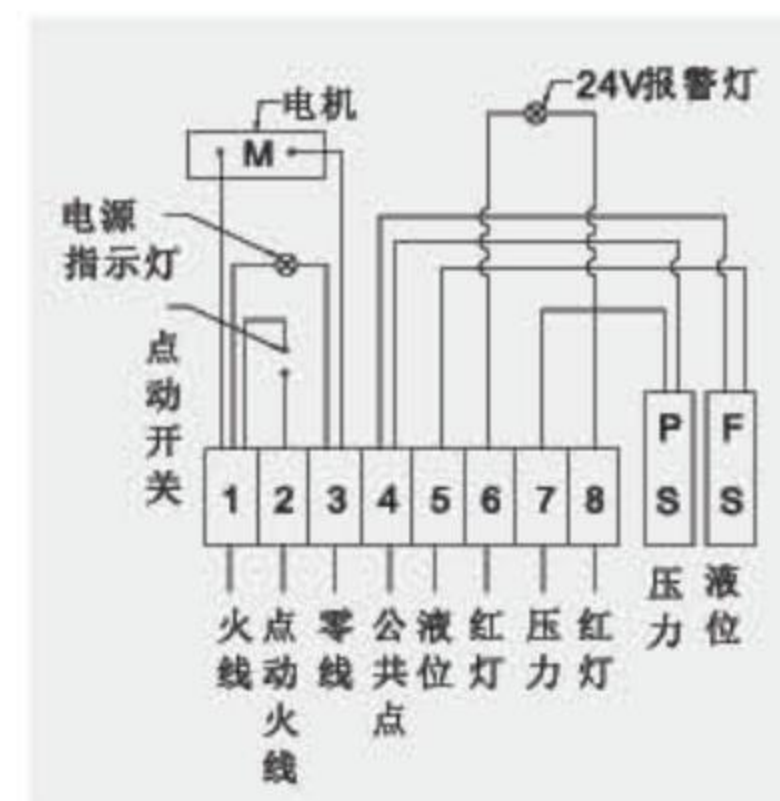
接线图 Connection diagram



24V报警(默认)




单灯液位独立压力开关独立



震德式接线



2262-210X 电动润滑泵



主要参数

| 型号 Model | 电压 Voltage(V) | 额定转速 Speed(r/min) | 输出功率 Power(W) | 电流 (A) | 额定压力 Kgf/cm ² | 最大压力 Kgf/cm ² | 油箱容积 Oil tank capacity(L) | 吐出量 cc/min | 使用粘度 c/st |
|-------------|------------------|----------------------|------------------|-----------|-----------------------------|-----------------------------|------------------------------|---------------|--------------|
| BE2262-210X | 220V | 2800/50Hz | 18 | 0.35 | 15-20 | 30 | 2 | 100-150 | 30-1000 |
| BE2261-210X | 110V | 3360/60Hz | 18 | 0.35 | 15-20 | 30 | 2 | 100-150 | 30-1000 |
| BE2262-210X | 220V | 2800/50Hz | 18 | 0.35 | 15-20 | 30 | 2 | 100-150 | 30-1000 |

操作说明

1. 工作时间设定：
请长按SET键见数字跳动时松开按钮，按 键设定个位数时间，再按SET键跳到十位数按 键设定十位数时间，再按下SET键跳动到百位数，按 键设定百位数时间(1-999秒)；
2. 间歇时间设定：
工作时间设定完毕后按住SET键约2秒跳到到间歇时间的个位数，按 键设定时间，按下SET键进入到十位数，按 键设定时间，再按下SET键进入到百位数，按 键设定时间，(1-999分钟/小时)设定完毕后，长按SET键进入正常工作状态；
3. RST键为暂停键或启动键，也可消除压力异常报警；
4. 油泵设定好时间后，进入LUB(工作)与INT(间歇)循环转换状态；
5. ERO闪烁时，表示油量不足需重新注入新油自动消除报警；
6. ERP闪烁时，表示压力异常，需检查油泵是否工作正常或油管主路是否有破裂或者漏油现象导致压力不足；
7. 电脑板内设有按键锁，打开小开关 可锁住SET键按钮，不能进入时间设定，RST可正常使用；
8. 电脑板内设有间歇时间断电记忆功能，打开小开关 进入断电记忆状态；

Instructions For

1. Working Time Setting:
Please long press SET button, and release the SET button when the number jumps. Press button to set single digit time, then press SET to jump to ten digits. Press button to set ten digit time. Press SET again to jump through the hundreds digit, then press button to set the hundreds digit time. (1-999 seconds);
2. Intermittent Time Setting:
After setting the working time, hold down the SET button for about 2 seconds to jump to the single digit of the intermittent time, press the button to set the time. Press the SET button to enter the ten digits, then press the button to set time. Press the SET button to enter the hundreds digit, press the button to set the time. (1-999 minutes / hour) After setting, long press the SET button to enter the normal working state;
3. The RST button is a pause button or a restart button, which can also elimi;
4. After the time of oil pump has been set, it will enter the LUB and INT cycle conversion state;
5. When ERO flashes, it means that the amount of oil is insufficient and new oil needs to be refilled to automatically eliminate the alarm;
6. When the ERP flashes, it indicates that the pressure is abnormal. It is necessary to check whether the oil pump is working properly or whether the main pipe of the oil pipe is cracked or oil leakage causes insufficient pressure;
7. There is a lock button in the computer board. Open the small switch , you can lock the SET button. Then you can't enter the time setting but RST can be used normally;
8. There is intermittent power-off memory function in the computer board. When open the small switch , it will enter the power-off memory state;



2262-410X 电动润滑泵



主要参数

| 型号 Model | 电压 Voltage(V) | 额定转速 Speed(r/min) | 输出功率 Power(W) | 电流 (A) | 额定压力 Kgf/cm ² | 最大压力 Kgf/cm ² | 油箱容积 Oil tank capacity(L) | 吐出量 cc/min | 使用粘度 c/st |
|-------------|------------------|----------------------|------------------|-----------|-----------------------------|-----------------------------|------------------------------|---------------|--------------|
| BE2262-410X | 220V | 2800/50Hz | 18 | 0.35 | 15-20 | 30 | 2 | 100-150 | 30-1000 |
| BE2261-410X | 110V | 3360/60Hz | 18 | 0.35 | 15-20 | 30 | 2 | 100-150 | 30-1000 |
| BE2262-410X | 220V | 2800/50Hz | 18 | 0.35 | 15-20 | 30 | 2 | 100-150 | 30-1000 |

操作说明

- 1. 工作时间设定:**
请长按SET键见数字跳动时松开按钮，按 键设定个位数时间，再按SET键跳动到十位数按 键设定十位数时间，再按下SET键跳动到百位数，按 键设定百位数时间(1-999秒)；
- 2. 间歇时间设定:**
工作时间设定完毕后按住SET键约2秒跳动到间歇时间的个位数，按 键设定时间，按下SET键进入到十位数，按 键设定时间，再按下SET键进入到百位数，按 键设定时间，(1-999分钟/小时)设定完毕后，长按SET键进入正常工作状态；
- 3. RST键为暂停键或启动键，也可消除压力异常报警；**
- 4. 油泵设定好时间后，进入LUB(工作)与INT(间歇)循环转换状态；**
- 5. ERO闪烁时，表示油量不足需重新注入新油自动消除报警；**
- 6. ERP闪烁时，表示压力异常，需检查油泵是否工作正常或油管主路是否有破裂或者漏油现象导致压力不足；**
- 7. 电脑板内设有按键锁，打开小开关 可锁住SET键按钮，不能进入时间设定，RST可正常使用；**
- 8. 电脑板内设有间歇时间断电记忆功能，打开小开关 进入断电记忆状态；**

Instructions For

- 1. Working Time Setting:**
Please long press SET button, and release the SET button when the number jumps. Press button to set single digit time, then press SET to jump to ten digits. Press button to set ten digit time. Press SET again to jump through the hundreds digit, then press button to set the hundreds digit time. (1-999 seconds);
- 2. Intermittent Time Setting:**
After setting the working time, hold down the SET button for about 2 seconds to jump to the single digit of the intermittent time, press the button to set the time. Press the SET button to enter the ten digits, then press the button to set time. Press the SET button to enter the hundreds digit, press the button to set the time. (1-999 minutes / hour) After setting, long press the SET button to enter the normal working state;
- 3. The RST button is a pause button or a restart button, which can also elimi;**
- 4. After the time of oil pump has been set, it will enter the LUB and INT cycle conversion state;**
- 5. When ERO flashes, it means that the amount of oil is insufficient and new oil needs to be refilled to automatically eliminate the alarm;**
- 6. When the ERP flashes, it indicates that the pressure is abnormal. It is necessary to check whether the oil pump is working properly or whether the main pipe of the oil pipe is cracked or oil leakage causes insufficient pressure;**
- 7. There is a lock button in the computer board. Open the small switch , you can lock the SET button. Then you can't enter the time setting but RST can be used normally;**
- 8. There is intermittent power-off memory function in the computer board. When open the small switch , it will enter the power-off memory state;**



RD54 380-3Z



性能和特点

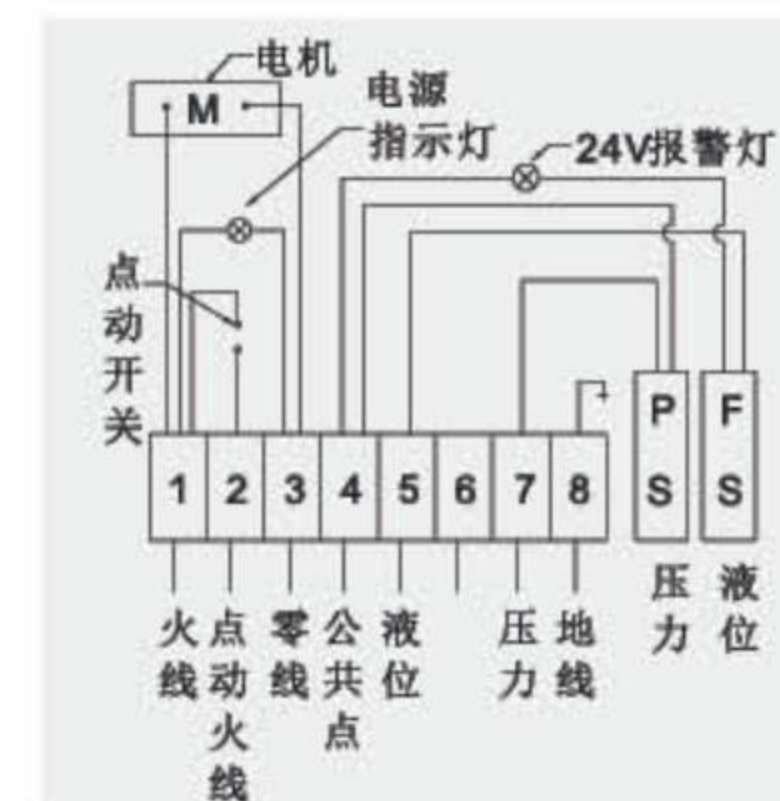
- 1. 安装方便，接线简单；**
- 2. 供油时间由主机电脑 PLC 控制与设定；**
- 3. 采用特殊合金钢齿轮泵，具有输出压力稳定，噪音小，寿命长；**
- 4. 具有液位不足侦测功能；**
- 5. 具有自动脱压功能，与检知容积式分配器使用可充分发挥润滑效果。**

- 1. Convenient installation and simple wiring;**
- 2. The fuel supply time is controlled and set by the host computer PLC;**
- 3. Using special alloy steel gear pump, with stable output pressure, low noise and long life;**
- 4. With the function of detecting insufficient liquid level;**
- 5. With automatic decompression function, it can give full play to the lubrication effect when used with the detection volume distributor.**

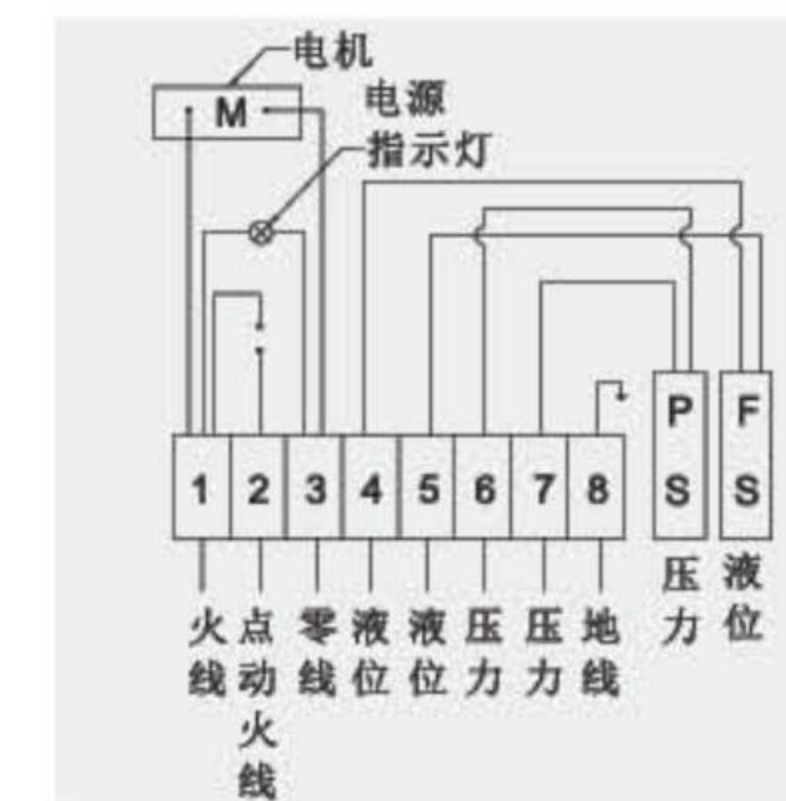
主要参数

| 型号 Model | 电压 Voltage(V) | 输出功率 Power(W) | 电流 (A) | 额定压力 Kgf/cm ² | 最大压力 Kgf/cm ² | 油箱容积 Oil tank capacity(L) | 吐出量 cc/min | 使用粘度 c/st |
|------------------|------------------|------------------|-----------|-----------------------------|-----------------------------|------------------------------|---------------|--------------|
| RD54 380-3Z-200X | 220V | 60 | 0.35 | 15-20 | 60 | 2 | 300-500 | 30-00# |
| RD54 380-3Z-200X | 380V | 90 | 0.35 | 15-20 | 60 | 2 | 300-500 | 30-00# |
| RD54 380-3Z-210X | 220V | 60 | 0.35 | 15-20 | 60 | 2 | 300-500 | 30-00# |

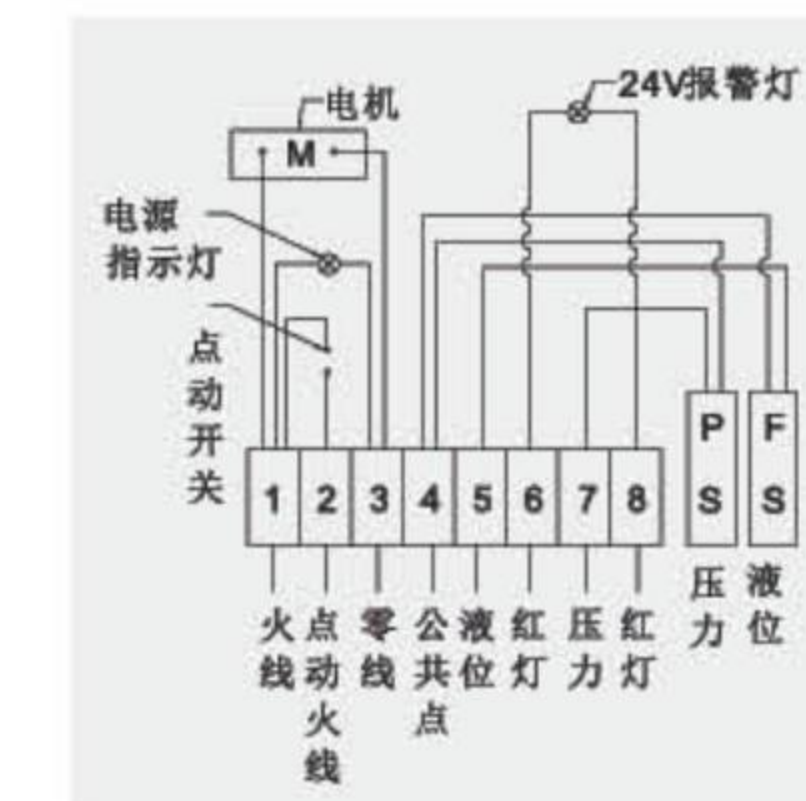
接线图 Connetion diagram




24V报警(默认)



单灯液位独立压力开关独立



震德式接线

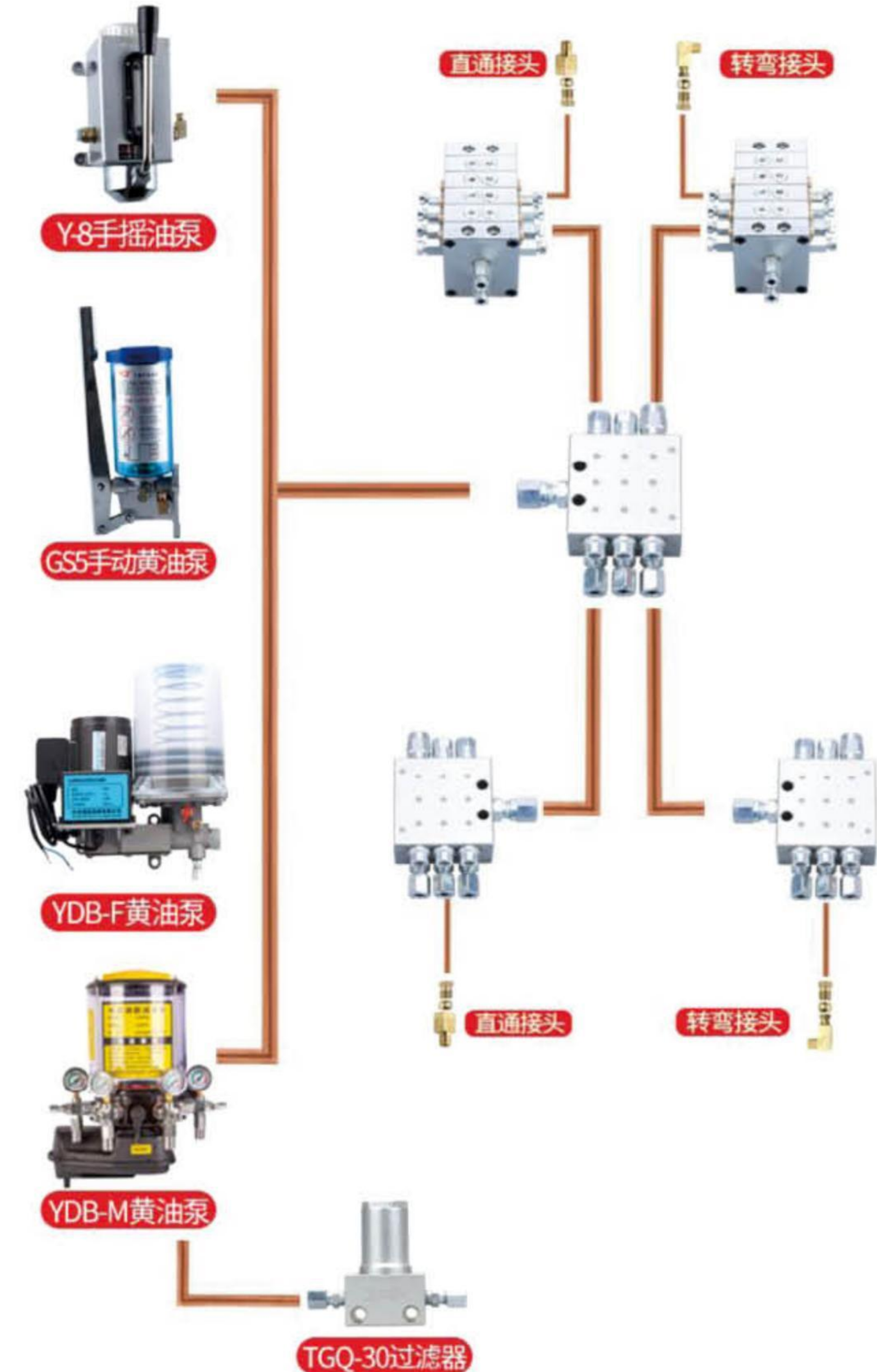


性能和特点

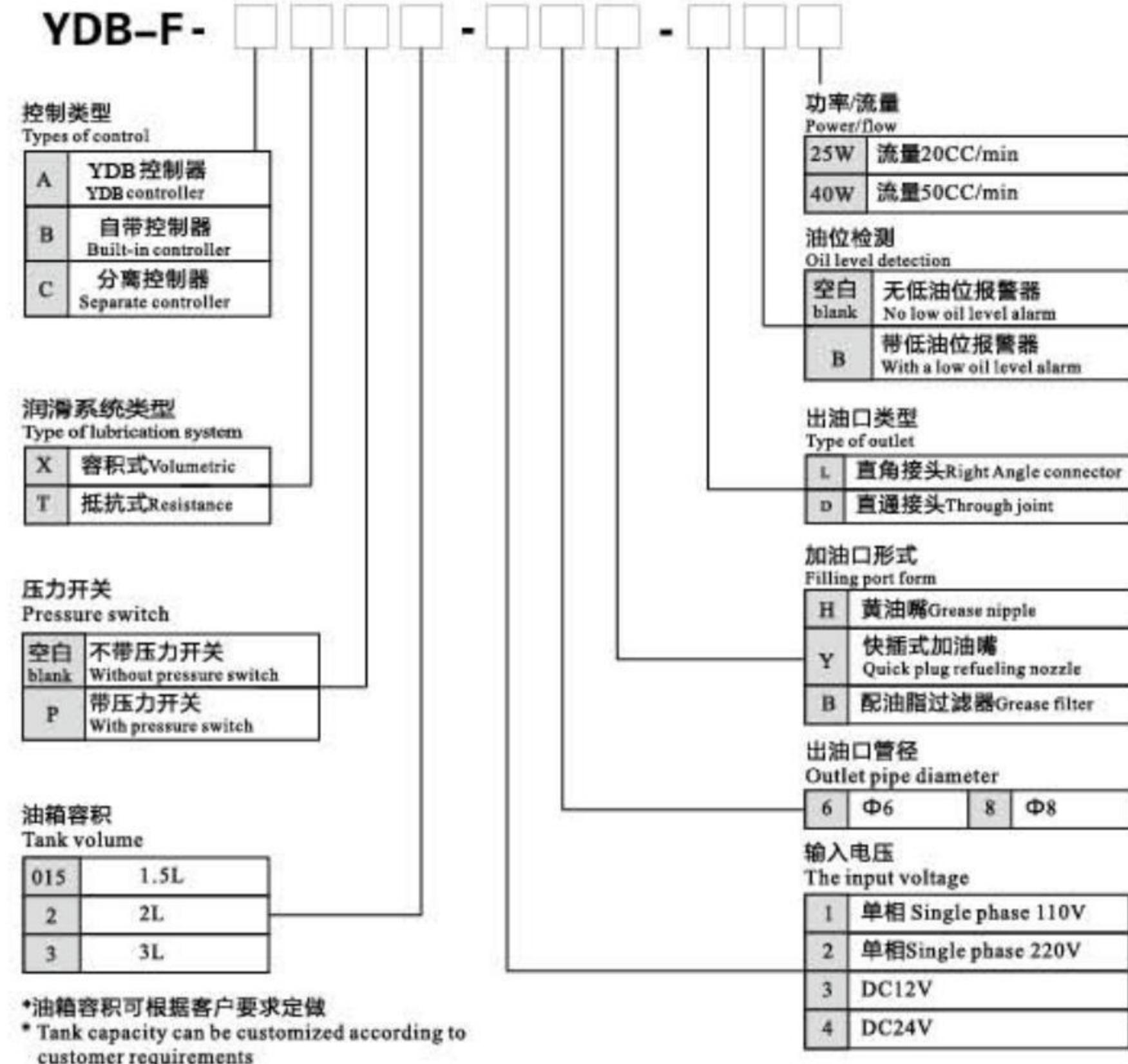
- 系统可设定三种动作模式。
 - 润滑：开机时先执行润滑时间计时。
 - 间歇：润滑完成后执行间歇时间计时（时间单位可转换）。
 - 记忆：断电后再次送电可继续执行之前未完成的间歇时间。
 - 润滑时间和间歇时间均可调整。（内设锁键功能，可锁定设置后的润滑和间歇时间）
 - 设有液位开关、压力开关（可选配）。当油量或压力不足时，蜂鸣器会发出报警、并将异常信号输出。a、压力不足显示 Erp。b、液位不足显示 Ero。
 - 面板指示灯可显示出注油机的润滑和间歇的状态。
 - 系统可使用“RST”键，强制润滑或消除异常报警信号。
 - 电机可连续运转。
 - 在容积式系统中设有脱压装置，需配合容积式、定量泄压式、加压式分配器使用。
 - 设有溢流阀，可保护注油机及管路由于压力过高而损坏。
- The system can set three action modes.
 - Lubrication: The lubrication time is counted first when starting up.
 - Intermittent: After the lubrication is completed, the intermittent time is counted (the time unit can be converted).
 - Memory: After power off, power on again to continue the unfinished intermittent time.
 - Both lubrication time and intermittent time can be adjusted. (Built-in lock key function, can lock the lubrication and intermittent time after setting)
 - Equipped with liquid level switch and pressure switch (optional). When the amount of oil or pressure is insufficient, the buzzer will give an alarm and output an abnormal signal. a. Erp is displayed for insufficient pressure. b. Ero is displayed when the liquid level is insufficient.
 - The panel indicator light can show the lubrication and intermittent status of the oil injection machine.
 - The system can use the "RST" key to force lubrication or eliminate abnormal alarm signals.
 - The motor can run continuously.
 - There is a depressurization device in the volumetric system, which needs to be used with volumetric, quantitative pressure relief, and pressurized distributors.
 - There is an overflow valve to protect the oil injection machine and pipeline from damage due to excessive pressure.



递进式集中稀油润滑系统



YDB-F 黄油泵



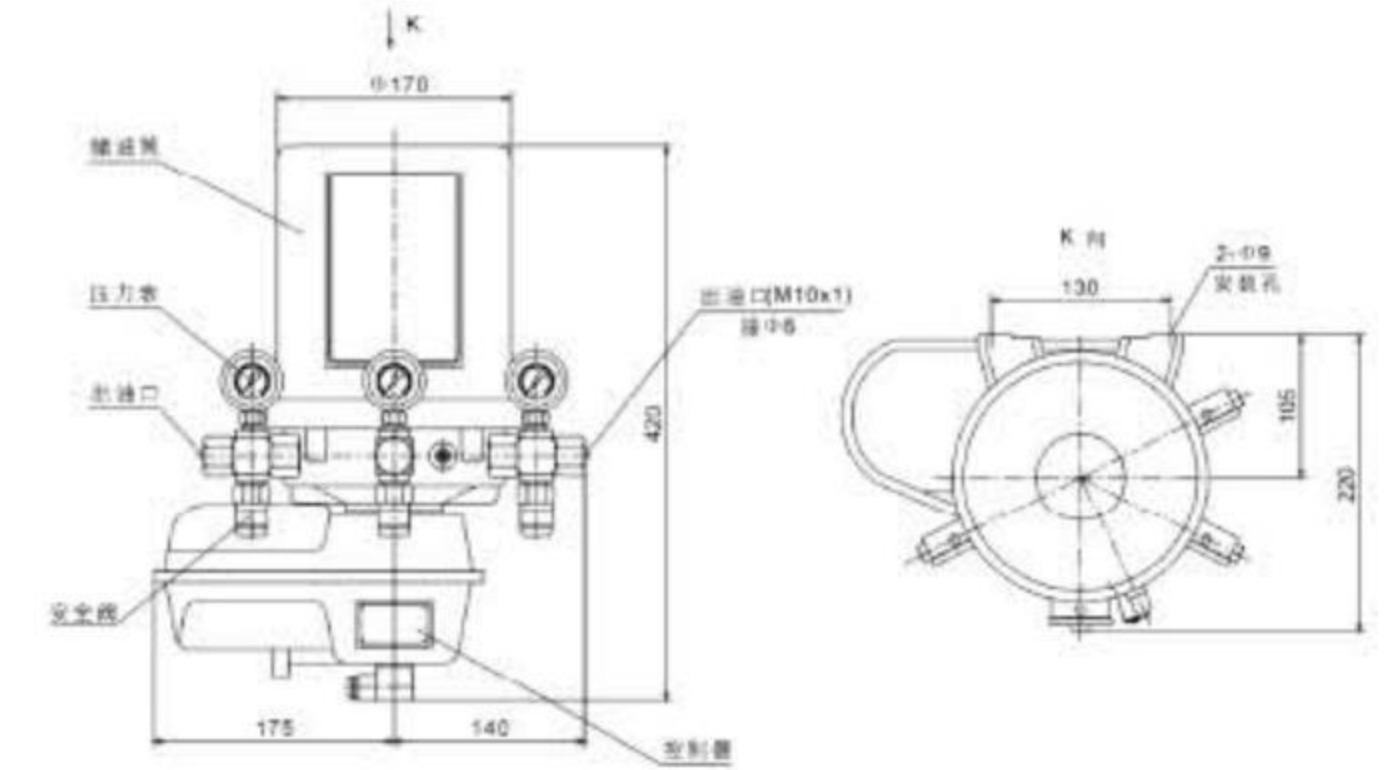
性能和特点

- 1、由主机 PLC 控制器控制润滑油泵工作周期。
- 2、设有调压阀，控制润滑油泵的工作压力，保证其工作安全。
- 3、设有电磁泄压装置，油泵停止运行，系统自动泄压，缩短系统泄压时间。
- 4、设有放气阀，以排出润滑油泵腔内的空气，确保润滑油泵排油顺畅。
- 5、采用压油盘，真空吸油。
- 6、采用加油枪通过滤油器向油泵储油桶内加注油剂，减少杂质、空气混入润滑系统，提供润滑系统使用效果。
- 7、搭配 JPQ 递进式分油器、片式分配器使用
使用介质 000#-1# 锂基脂。

1. The working cycle of the lubricating oil pump is controlled by the host PLC controller.
2. There is a pressure regulating valve to control the working pressure of the lubricating oil pump to ensure its working safety.
3. Equipped with electromagnetic pressure relief device, the oil pump stops running, and the system automatically relieves pressure, which shortens the system pressure relief time.
4. There is an air release valve to discharge the air in the lubricating oil pump cavity to ensure smooth oil discharge from the lubricating oil pump.
5. The oil pressure plate is used to suck oil in a vacuum.
6. Use a fuel gun to fill the oil pump tank with oil through the oil filter to reduce impurities and air mixing into the lubrication system and provide the effect of the lubrication system.
7. Use with JPQ progressive oil separator and chip distributor
Use medium 000#-1# lithium-based grease.

| 型号规格 Specifications | 流量 FLOW | 电压 voltage | 电机功率 Motor Power | 油箱容量 oil tank Volume | 最大吐出压力 Maximum Ejection pressure | 油粘度 Oil viscosity |
|---|------------|---------------|---------------------|-------------------------|-------------------------------------|----------------------|
| YDB-F-AT015-16Y-LB25 (例: 110V半自动选型) | 20cc/min | 单相110V | 25W | 1.5L (默认) 油箱容量可定制 | 8.0MPa | 000#-1# |
| YDB-F-BT015-26Y-LB25 (例: 220V全自动选型) | 20cc/min | 单相220V | 25W | | 8.0MPa | 000#-1# |
| YDB-F-AT015-46Y-LB55 (例: DC24V半自动选型) | 50cc/min | 单相220V | 55W | | 15MPa | 000#-3# |
| YDB-F-BT015-26Y-LB40 (例: 220V全自动选型) | 50cc/min | 单相220V | 40W | | 15MPa | 000#-3# |

YDB-M 黄油泵



性能和特点

- 1、该电动润滑泵有四个泵单元，可直接向润滑点供油，也可通过 JPQ 等递进式分配器向更多的润滑点输送油剂。其结构紧凑，维护方便。
- 2、采用全密封结构，具有防水，防尘等优点。
- 3、出口口均配有防震压力表，便于观察判断各油路的工作状况。
- 4、出口口均配有安全阀，分别控制各个油路超负荷，确保润滑泵安全使用。当油路超负荷，安全开启释油，油路压力恢复正常则复原工作。
- 5、出口口设有单向阀，防止排出的油剂逆流。
- 6、采用螺旋式挤油板，强制吸油，储油筒内油剂不沉积。
- 7、采用加油枪通过滤油器向储油筒内加注油剂，减少杂质混入润滑系统，保护系统工作安全。

MLK 系列黄油泵

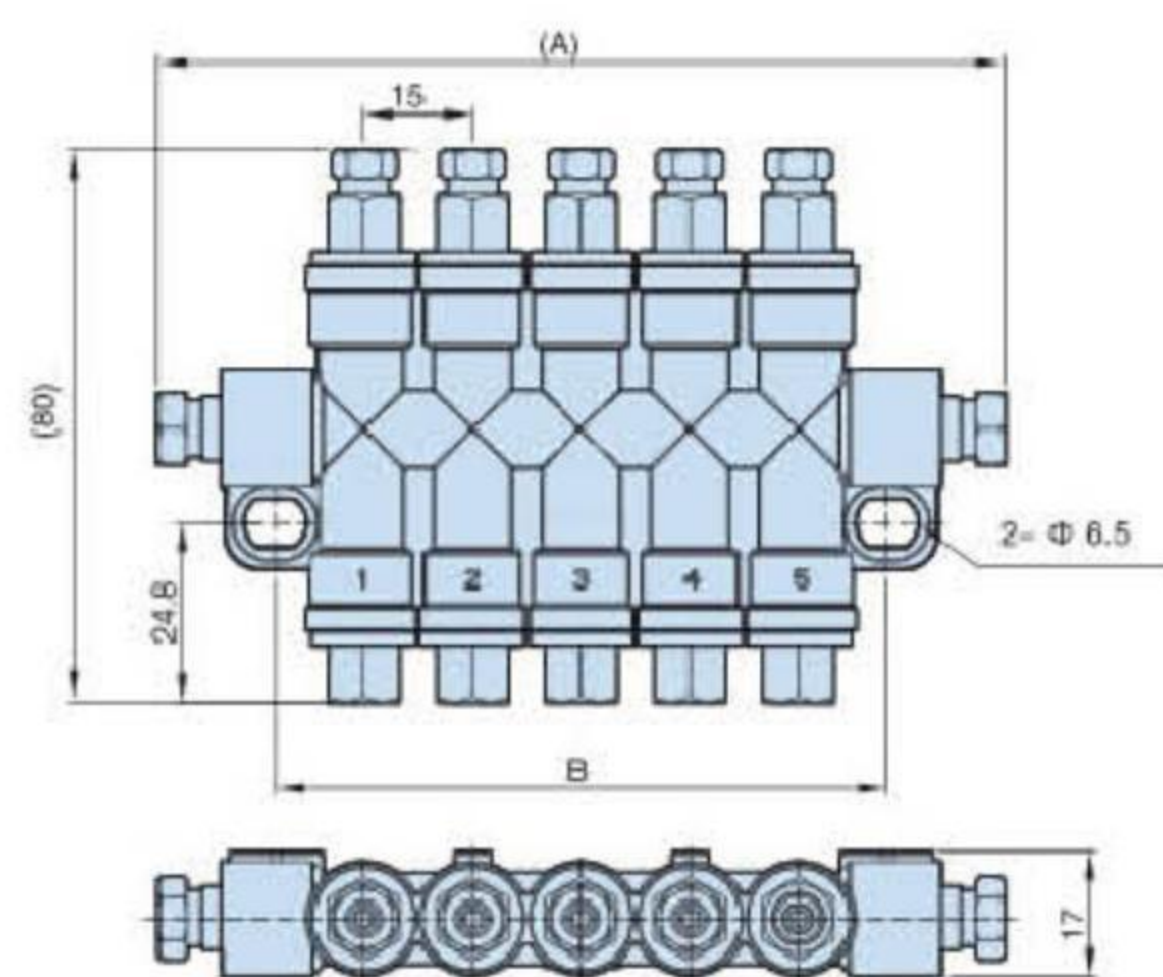
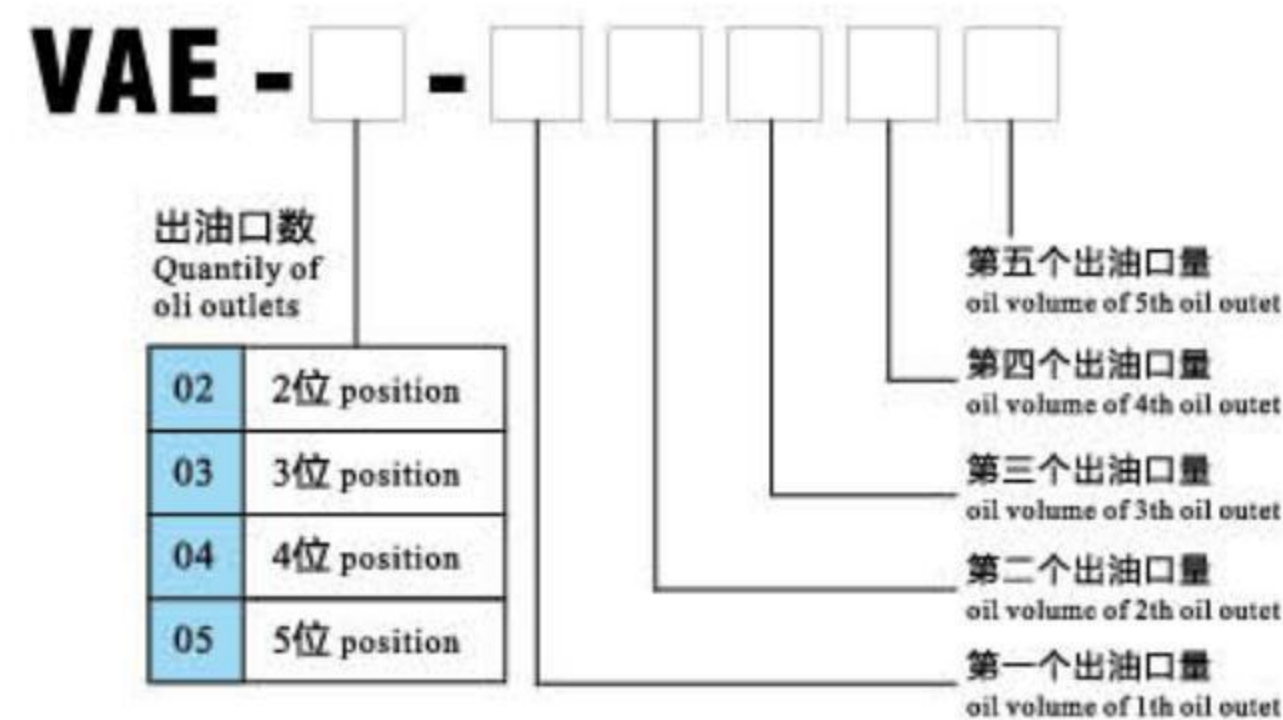


性能和特点

- 1、油泵有全自动模式和半自动模式，半自动由主机 PLC 控制系统工作及间歇时间。
- 2、内部设有调压阀，保证机器安全工作。
- 3、使用介质 000#-1# 润滑油脂。
- 4、该装置具有润滑、间歇、设定、侦测功能。润滑和间歇时间可自行设置。ACT 绿灯亮为润滑时间，范围位 1-999S。INT 橙灯亮为间歇时间，范围 1-999s/m。按 set6 秒，INT 显示栏数字闪动后，按△或▽增减润滑时间；再按 set 键 6 秒，INT 显示栏数字闪动后，按△或▽增减间歇时间。确定设定后按 set 键开始工作。
- 5、间歇时间和 S/M 互换方法，在润滑时间内，ACT 绿灯亮时，一直按 set 键不动，数字闪烁后即可达到 S/M 转换。



容积式定量分配器

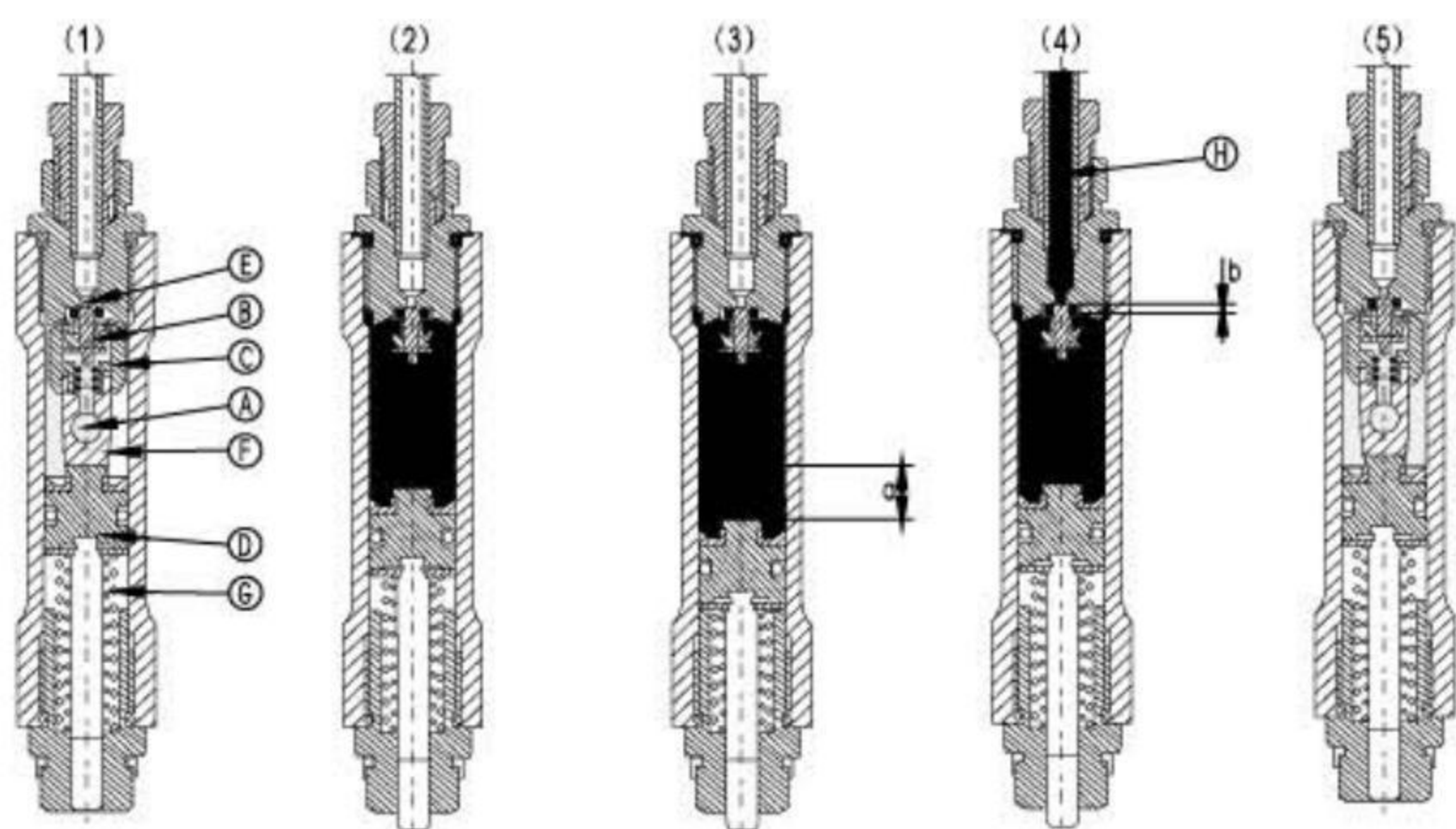


| 型号规格 specifications | 出口数 Outlet quantity | A | B | 吐油量 Throughput |
|---------------------|---------------------|-------|----|-----------------------------|
| VAE-02 | 2 | 69 | 39 | 0.1/0.2/ 0.3/0.4/ 0.5 |
| VAE-03 | 3 | 86 | 54 | |
| VAE-04 | 4 | 102 | 69 | |
| VAE-05 | 5 | 116.5 | 84 | |

油量表示方式: (注当所有出油口油量值一样时, 只用一个油量值表示)
例1: VAE-05-2表示VAE型五位第1、2、3、4、5出油口油量全部为0.2mL每次
例2: VAE-05-53235表示VAE型五位第1、2、3、4、5出油口油量分别为0.5、0.3、0.2、0.3、0.5mL每次

The amount of oil:
(When all outlets have the same oil quantity, only one oil quantity is used)
Example 1: VAE-05-2 indicated that the quantity of oil at the first, second, third, fourth and fifth positions was all 0.2mL each time
Example 2: VAE-05-53235 indicated that the output of the first, second, third, fourth and fifth viva was 0.5, 0.3, 0.2, 0.3 and 0.5mL each time, respectively

JPQ 型分配器工作原理



分配器工作原理图

见上图, 从润滑泵压来的油, 由主管A注入, 并将伞形双向阀B向上推开流入, 通过通路C压送至活塞室F内。受压力油作用下计量活塞向下动作, 弹簧G被压缩蓄压, 从而进行计量蓄油。

当主管A内油压被释放 (即卸压), 伞形阀B因压力差而向下动作, 同时开启吐出出口E, 于是活塞室内计量蓄油通过吐出出口E进入油管H而将油输送到润滑点, 信号销I当计量蓄油时突出, 而供给给润滑点时缩回, 从而可确认分配器动作完成情况。

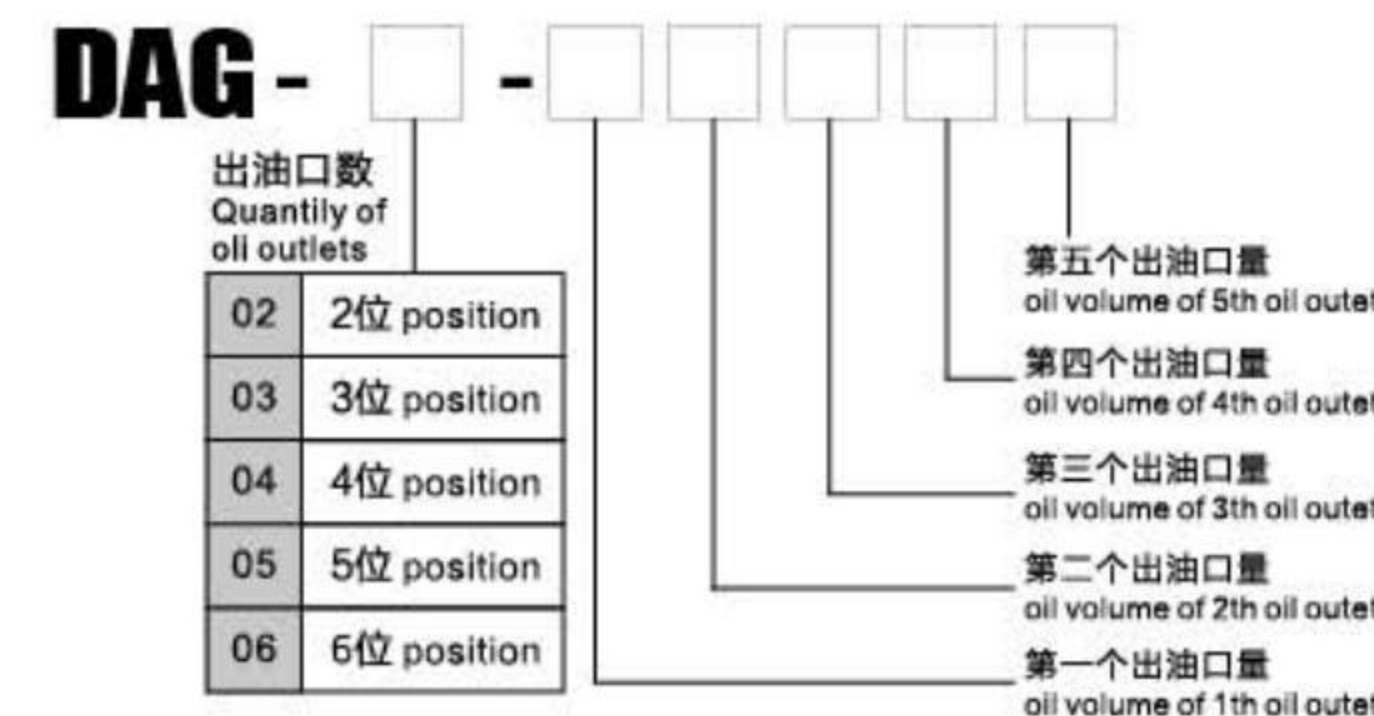
- ⊙ (1) 休止中
- ⊙ (2) 主管加压计量中
- ⊙ (3) 计量完毕
- ⊙ (4) 油吐出中
- ⊙ (5) 油吐出完毕
- ⊙ A、计量活塞动作行程
- ⊙ B、伞形双向阀动作行程



加压式分配器



型号选型 Model selection



性能特点

加压式油脂分配器是利用螺旋的阻力控制出油大小, 系统压力必须要在15kg以上方可加压油排加油,

该系统适用于000#至1#润滑油的机械;

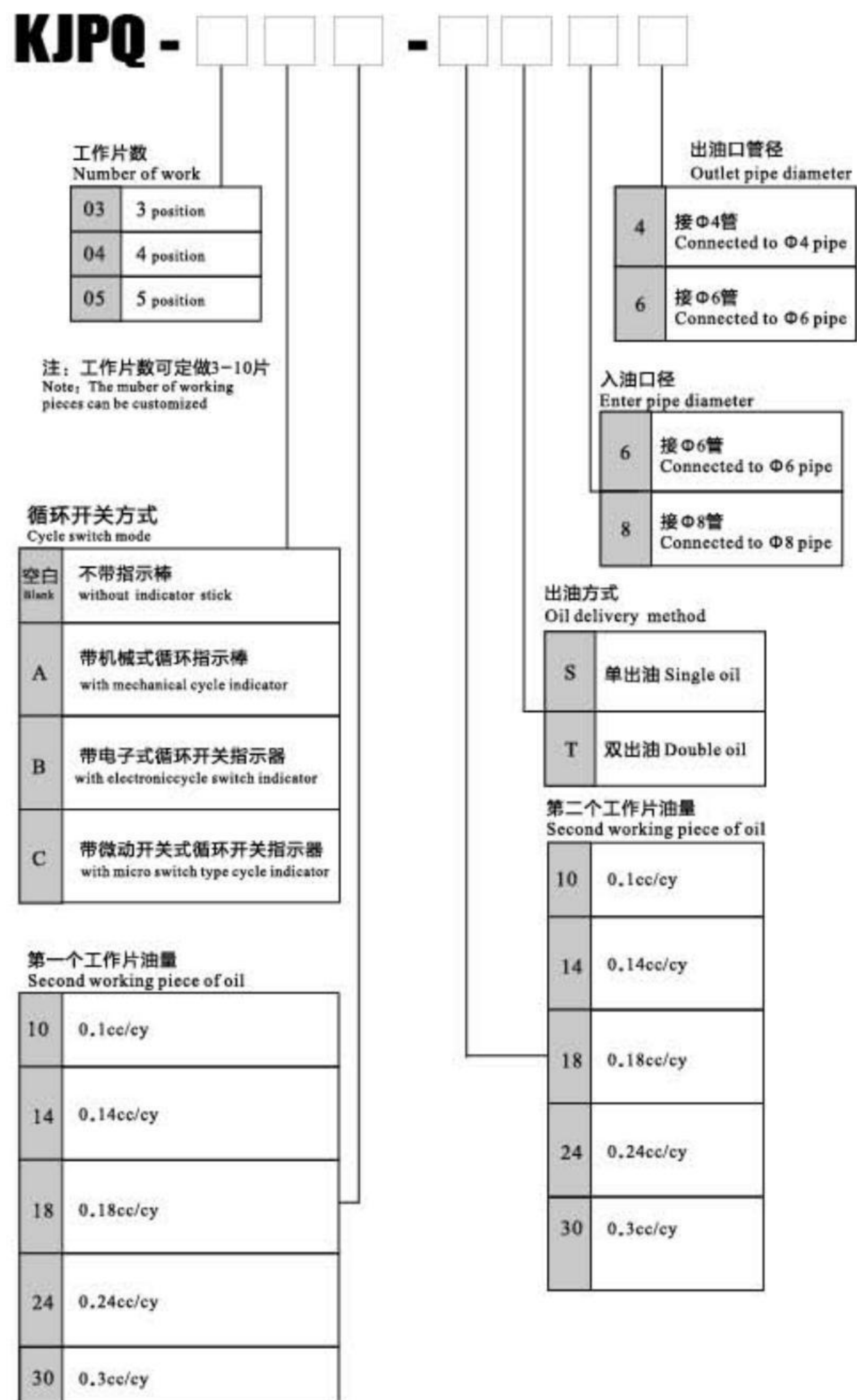
Pressurized grease distributor is used to control the size of oil output by the resistance of the screw, and the pressure of the system must be more than 15kg Can be pressurized oil drainage and refueling, the system is suitable for 000# to 1# lubricating oil machinery;

主要参数

| 型号规格 specifications | 出口数 Outlet quantity | A | B | 吐油量 Throughput |
|---------------------|---------------------|------|----|-----------------------------|
| DAG-02 | 2 | 47.5 | | 0.1/0.2/ 0.3/0.4/ 0.5 |
| DAG-03 | 3 | 64.5 | 17 | |
| DAG-04 | 4 | 81.5 | 33 | |
| DAG-05 | 5 | 98.5 | 51 | |
| DAG-06 | 6 | 115 | 68 | |



递进式片式分配器



性能和特点

- 采单管方式进行的定量循环分配器
- 吐出量的大小可依规格变化
- 每个吐出口的状况即代表全部吐出口的状况，只要一个出出口有问题并能马上确认出来。
- One-pipe for quantified cycle distribution
- Ejection capacity is changed based on specifications The quantity of links increased or decreased based quick ejection capacity
- Status of each ejection orifices represents status of all ejection capacity Increase of any problems incurring, the problem can be determined quickly.

主要参数

| 型号规格 specifications | 最大使用压力 Maximum Application pressure | 适用黄油 Applicable Butter | 吐出量 (cc) Ejection Capacity | 最少出口数 Minimum Quantity Of Ejection | 最多出口数 Maximum Quantity Of Ejection |
|------------------------|--|---------------------------|----------------------------|---------------------------------------|---------------------------------------|
| KJPQ | 35 | 61.5 | 76 | 19 | 75.44 |

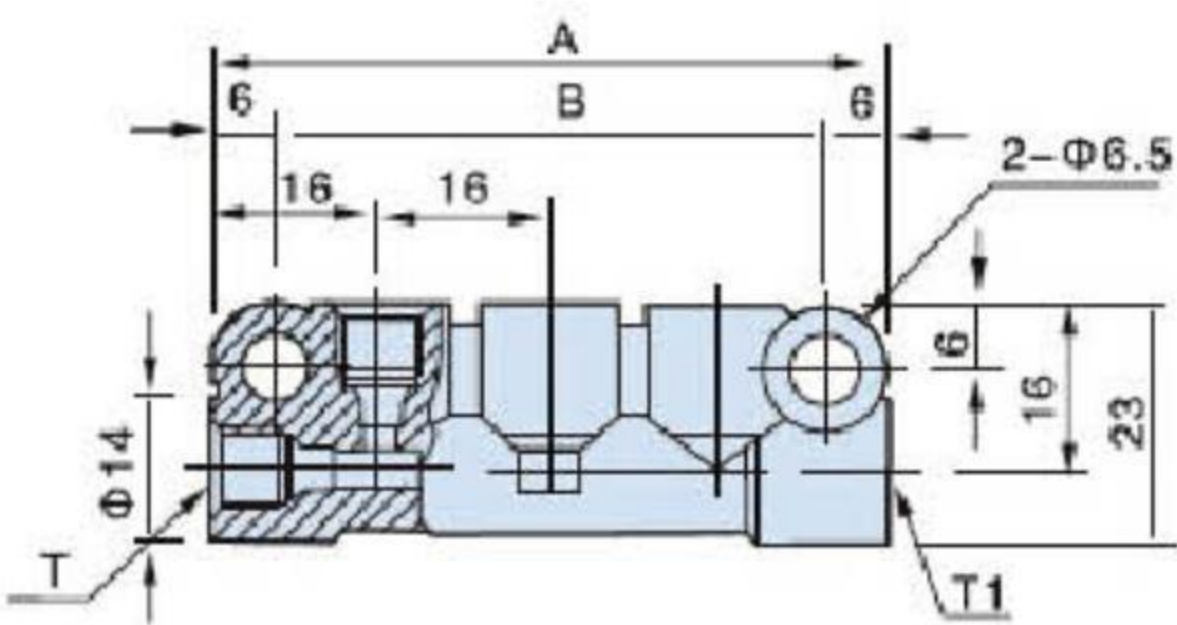


递进式分配器



| 型号规格specifications | VEG06 | VEG08 | VEG10 | VEG12 | VEG14 | VEG16 | VEG18 | VEG20 |
|--------------------|--------------------------------------|-------|-------|-------|-------|-------|-------|-------|
| 最多出油口数 | 6 | 8 | 10 | 12 | 14 | 16 | 18 | 20 |
| A(mm) | 60 | 75 | 90 | 105 | 120 | 135 | 150 | 165 |
| 出油量 (mL/cy) | 0.2 | | | | | | | |
| 使用润滑剂 | 润滑油 ≥60cst; 润滑脂 000#000#, 0#, 1#, 2# | | | | | | | |
| 推动油压 | ≥1.5MPa | | | | | | | |
| 最大输出压力 | 35MPa | | | | | | | |

注: 分配器的同侧的出油口数量, 可通过油塞取代出油接头将相邻的一些出油口堵住, 实现出油口数量合并如: 二合一、三合一、四合一等, 但01和02出油口不能堵住。合并后每一侧的出油口数至少保留一个, 因此VEG整体式分配器出油口合并后最少为2口。另外若有需要可以将01和02出油口贯通, 此时经合并后分配器出油口可为1个。



AD - [] - [] - []

出油口数
Quantity of oil outlets

| | |
|----|-------------|
| 02 | 2位 position |
| 03 | 3位 position |
| 04 | 4位 position |
| 05 | 5位 position |

出油口数量可定做
The quantity of oil outlet can be customized

出油口螺纹
Outlet thread

| | |
|---|---|
| 1 | 进油口与出油口螺纹为M8X1 The inlet and outlet threads are M8X1 |
| 2 | 进油口一边M8X1另外一端M10X1 出油口全部M8X1 Inlet side M8X1 The other end M10X1 All oil outlet M8X1 |
| 3 | 进油口两边M10X1 出油口M8X1 Both sides of the inlet are M10x1 Oil outlet M8X1 |

进油口类别
Inlet type

| | |
|----|---|
| 空白 | 进油口一头配套管帽 另一头配堵头 Matching pipe cap at one end of oil inlet The other end with plug |
| A | 进油口两边都配套管帽 Matching pipe caps on both sides of oil inlet |
| B | 进油口主管一端配直角接头 另外一端配堵头 One end of the inlet main pipe should be equipped with a right-angle connector and the other end should be equipped with a plug |

出油口比例接头号数
Oil outlet proportional fitting number

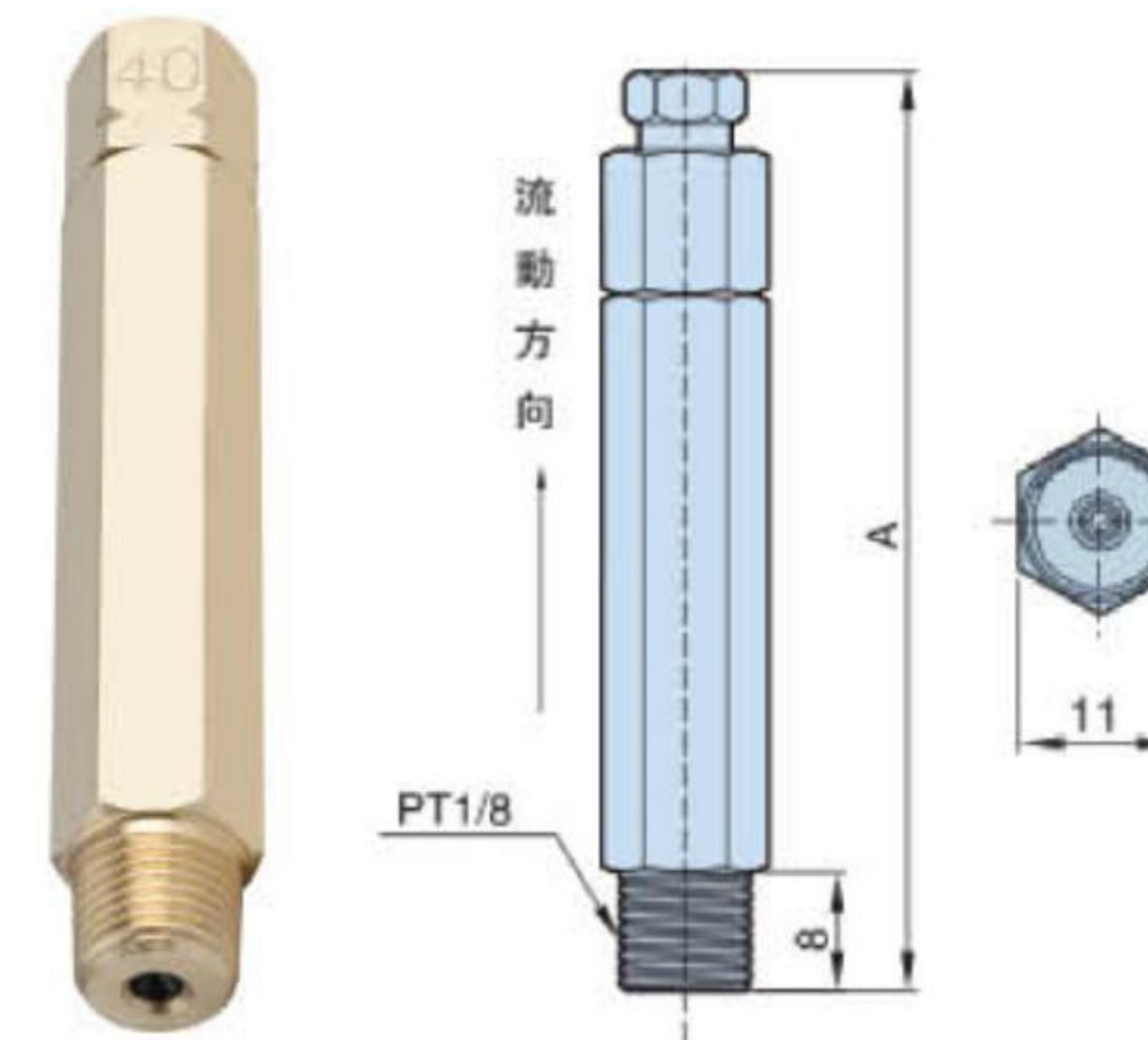
| | |
|---|----------------------------------|
| 0 | 0号比例接头 Proportion joint number 0 |
| 1 | 1号比例接头 Proportion joint number 1 |
| 2 | 2号比例接头 Proportion joint number 2 |
| 3 | 3号比例接头 Proportion joint number 3 |
| 4 | 4号比例接头 Proportion joint number 4 |
| 5 | 5号比例接头 Proportion joint number 5 |

性能特点

DPC型抵抗式计量件又简称为比例式接头管式结构，内设有限流杆和单向阀启动压力：0.2MPa通过节流原理控制流量，按流速能力（流量定数）对流量进行比例匹配。同型号计量件再润滑系统中相互间距离的远、近、高、低、卧装或立装均在实际衬使用中其出油量基本相等。使用寿命长，比例接头单相找其橡胶密封件外部衬压铜套（除密封面外）防止橡胶密封件膨胀和老化。动作灵敏，排油畅通：比例接头单相找采用锥形弹簧，确保计量件动作灵敏与排油畅通，并防止排出的油逆流。流量比：统一型号的流量在实际使用过程中会由环境温度的变化和有的粘度不同而发生变化。

DPC type resistance metering piece is also referred to as the proportional joint pipe type structure, with a restrictor rod and a one-way valve inside. Start-up pressure: 0.2MPa controls the flow rate through the throttling principle, and proportionally matches the flow rate according to the flow capacity (flow rate). In the relubrication system of the same type of metering parts, the distance between the far, near, high, low, horizontal or vertical installation is basically the same in actual lining use. Long service life, the proportional joint single-phase rubber seal is lined with a copper sleeve (except the sealing surface) to prevent expansion and aging of the rubber seal. The action is sensitive and the oil drain is smooth; the proportional joint single-phase valve adopts a conical spring to ensure the sensitive action of the metering piece and the smooth oil drain, and prevent the drained oil from flowing back. Flow rate ratio: The flow rate of the unified model will change due to the change of ambient temperature and the difference of some viscosity during actual use.

| 型号 Model | T | T1 | 出油口数量 Number of oil outlets | A | B |
|-------------|-------|------|--------------------------------|-----|-----|
| AD-4-8-8 | M8X1 | M8X1 | 2个出油口 | 48 | 35 |
| AD-4-8-10 | M10X1 | M8X1 | 2个出油口 | 48 | 35 |
| AD-5-8-8 | M8X1 | M8X1 | 3个出油口 | 63 | 51 |
| AD-5-8-10 | M10X1 | M8X1 | 3个出油口 | 63 | 51 |
| AD-6-8-8 | M8X1 | M8X1 | 4个出油口 | 79 | 66 |
| AD-6-8-10 | M10X1 | M8X1 | 4个出油口 | 79 | 66 |
| AD-7-8-8 | M8X1 | M8X1 | 5个出油口 | 95 | 82 |
| AD-7-8-10 | M10X1 | M8X1 | 5个出油口 | 95 | 82 |
| AD-8-8-8 | M8X1 | M8X1 | 6个出油口 | 101 | 97 |
| AD-8-8-10 | M10X1 | M8X1 | 6个出油口 | 101 | 97 |
| AD-9-8-8 | M8X1 | M8X1 | 7个出油口 | 128 | 115 |
| AD-9-8-10 | M10X1 | M8X1 | 7个出油口 | 128 | 115 |
| AD-10-8-8 | M8X1 | M8X1 | 8个出油口 | 143 | 129 |
| AD-10-8-10 | M10X1 | M8X1 | 8个出油口 | 143 | 129 |
| AD-12-8-8 | M8X1 | M8X1 | 10个出油口 | 175 | 160 |
| AD-12-8-10 | M10X1 | M8X1 | 10个出油口 | 175 | 160 |



DX-00- []

| | |
|----|----------------------|
| 05 | 0.05毫升/次 0.05ml/time |
| 1 | 0.1毫升/次 0.1ml/time |
| 2 | 0.2毫升/次 0.2ml/time |
| 3 | 0.3毫升/次 0.3ml/time |
| 4 | 0.4毫升/次 0.4ml/time |
| 5 | 0.5毫升/次 0.5ml/time |

规格型号及技术参数:

| 型号规格 Specifications | 吐出量 Throughput (cc/cy) | A | 记号 Mark | 重量 Weight |
|------------------------|------------------------------|----|------------|--------------|
| DX-00-05 | 0.05 | 53 | 00 | 100 |
| DX-00-1 | 0.1 | 53 | 01 | 100 |
| DX-00-2 | 0.2 | 60 | 02 | 168 |
| DX-00-3 | 0.3 | 60 | 03 | 232 |
| DX-00-4 | 0.4 | 71 | 04 | 299 |
| DX-00-5 | 0.5 | 71 | 05 | 359 |

DX - [] - [] - [] - [] - []

| | |
|----|---|
| 02 | 出口数为2位 the Oil outlet is at position 2 Oil volume of 2th oil outlets |
| 03 | 出口数为3位 the Oil outlet is at position 3 Oil volume of 3th oil outlets |
| 04 | 出口数为4位 the Oil outlet is at position 4 Oil volume of 4th oil outlets |
| 05 | 出口数为5位 the Oil outlet is at position 5 Oil volume of 5th oil outlets |

油量表示方法：（注：当所有出油口油量值一样时，只有一个油量值表示）

例1：DX-05-2表示 DX 型5位分配器第1,2,3,4,5出油口油量全部为0.2毫升/次。

例2：DX-05-53235表示 DX 型5位分配器第1,2,3,4,5出油口油量分别为0.5；0.3；0.2；0.3；0.5毫升/次。

*注：DX分配器有7-12位

(note: when the oil quantity of all outlets is the same, there is only one oil quantity)

Example 1: DX-05-2 means that the oil output at the 1st, 2nd, 3rd, 4th, 5th outlet of DX 5-bit distributor is all 0.2ml/time.

Example 2: DX-05-53235 means the oil output of the first 1, 2, 3, 4, and 5 outlets of the DX 5-bit distributor is 0.5, respectively, 0.3; 0.2; 0.3; 0.5ml/time.

*Note: DX distributor has 7-12 digits.



定量泄压式分配器

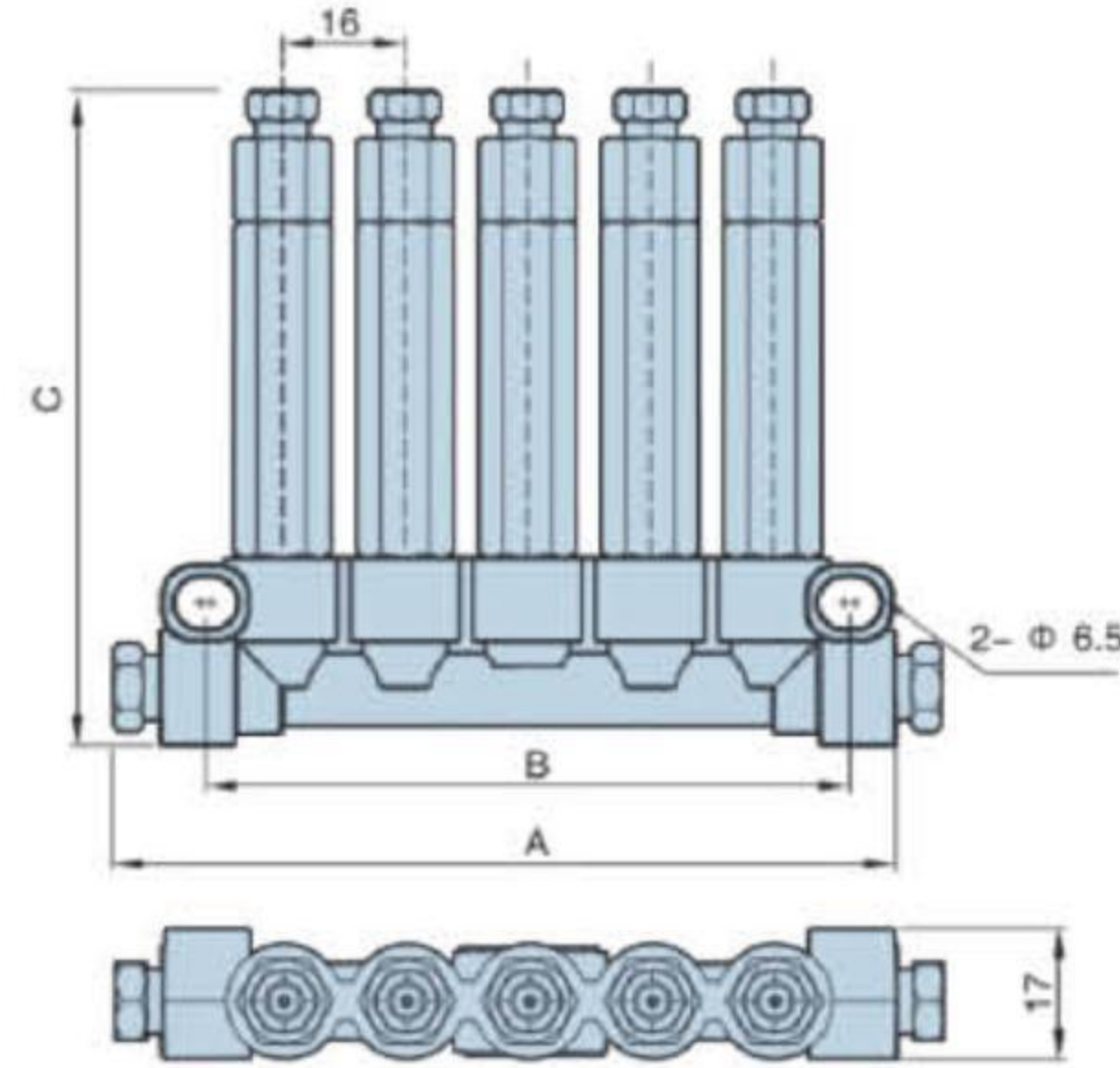
规格型号及技术参数:

Models specifications and technical parameters

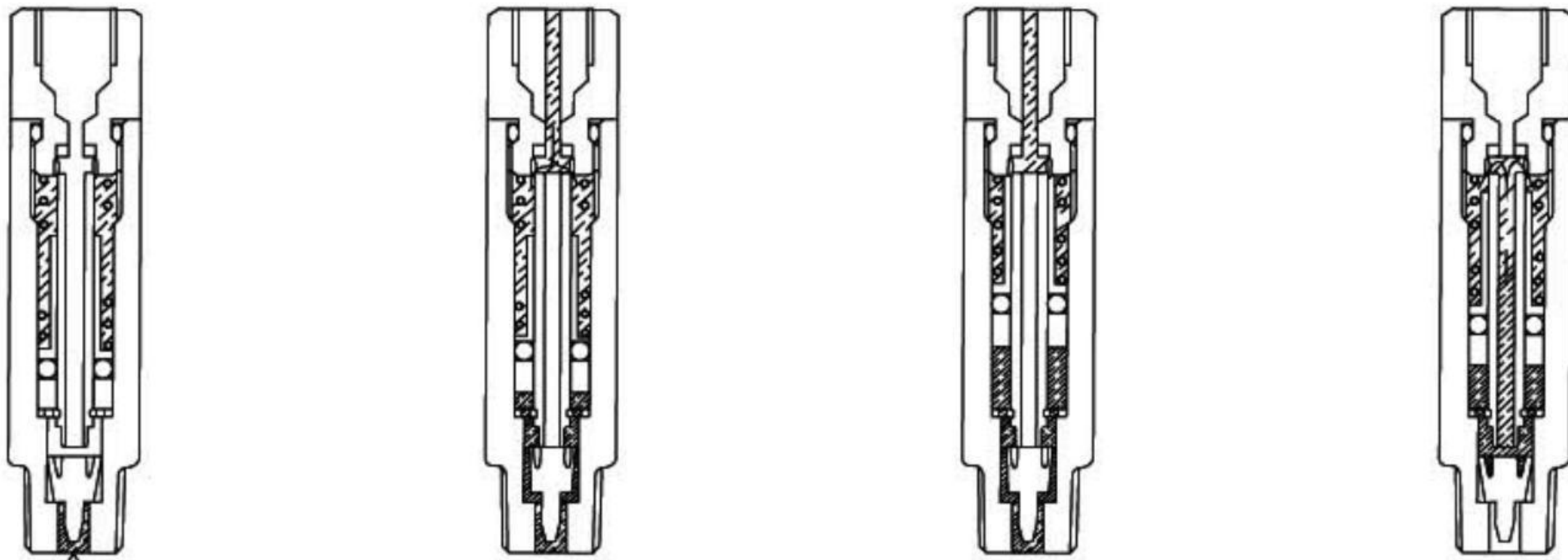
| 型号规格 Specifications | 出口数 Outlet quantity | A | B | C | 吐出量 Throughput (cc/cy) |
|------------------------|------------------------|----|----|-------|-------------------------------|
| DX-02 | 2 | 49 | 38 | 68-86 | 0.05;0.1;0.2; 0.3;0.4;0.5. |
| DX-03 | 3 | 65 | 54 | 68-86 | |
| DX-04 | 4 | 81 | 70 | 68-86 | |
| DX-05 | 5 | 97 | 86 | 68-86 | |

备注: C尺寸0.1cc为68mm, 0.2-0.3cc为75mm, 0.4-0.5cc为86mm

Remarks: The measurement of C is respectively 68mm, 75mm and 86mm when the throughput is 0.1cc, 0.2-0.3cc, 0.4-0.5cc



VAC/F 定量泄压式分配器工作原理图

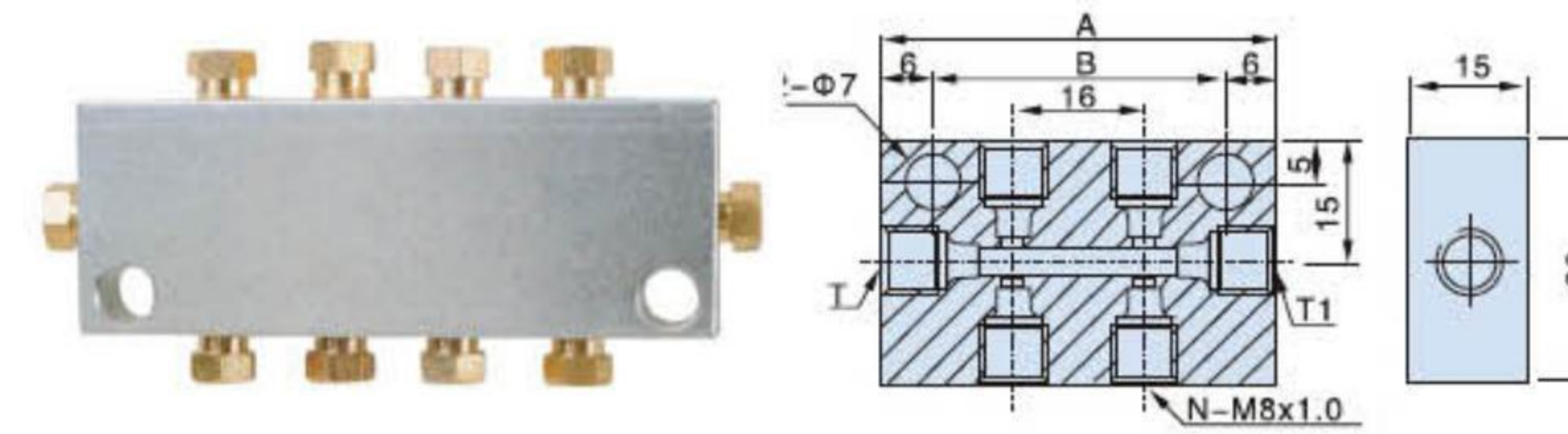


- 1 排油前 (加压开始) 2 排油中 (加压中) 3 排油完毕 (加压完毕) 4 计量中 (活塞回复中)

- 从油泵中压送出来的润滑剂, 使分配器内的伞形阀开始往上推支。
- 当伞形阀把蕊杆中心孔封闭后, 迫使活塞克服弹簧力开始上升, 将上腔原先储存的油剂往外排出。
- 当活塞移至上腔顶点时, 排油也同量完毕。
- 油泵停止供油量, 其卸压阀自行开启, 使主管管内压力油通过卸压阀回油, 此时系统压力下降, 分配器中的活塞在弹簧作用下开始回复, 当伞形阀回复封闭分配器进油口, 则活塞把储存在下腔的油剂通过蕊杆小孔压送到上腔, 同时下次的供油也准备完毕。


- The lubricant sent from the medium pressure of the oil pump causes the umbrella valve in the distributor to start pushing up the branch.
- When the umbrella valve closes the core hole of the rod, the piston is forced to overcome the spring force and start to rise, expelling the oil previously stored in the upper cavity.
When the piston moves to the top of the upper cavity, the oil discharge is also completed.
- The oil pump stops supplying oil, and its pressure relief valve opens itself, so that the pressure oil in the main oil pipe returns through the pressure relief valve. At this time, the pressure of the system decreases, and the piston in the distributor is under the action of spring.
- Start to reply, when the umbrella valve returns to the closed distributor inlet, the piston sends the oil stored in the lower cavity to the upper cavity through the rod hole, and the next supply is ready.

TK 型双边分配器



| 型号规格 specifications | T1/T2 | 出口数 Outlet quantity | A | B |
|----------------------------|-------------------------|------------------------|-----|----|
| TK-041 TK-042 TK-043 | φ4/φ4 φ6/φ4 φ6/φ6 | 4 | 48 | 36 |
| TK-061 TK-062 TK-063 | φ4/φ4 φ6/φ4 φ6/φ6 | 6 | 64 | 52 |
| TK-081 TK-082 TK-083 | φ4/φ4 φ6/φ4 φ6/φ6 | 8 | 80 | 68 |
| TK-101 TK-102 TK-103 | φ4/φ4 φ6/φ4 φ6/φ6 | 10 | 96 | 84 |
| TK-121 TK-122 TK-123 | φ4/φ4 φ6/φ4 φ6/φ6 | 12 | 112 | 99 |

TK 型可调分配器

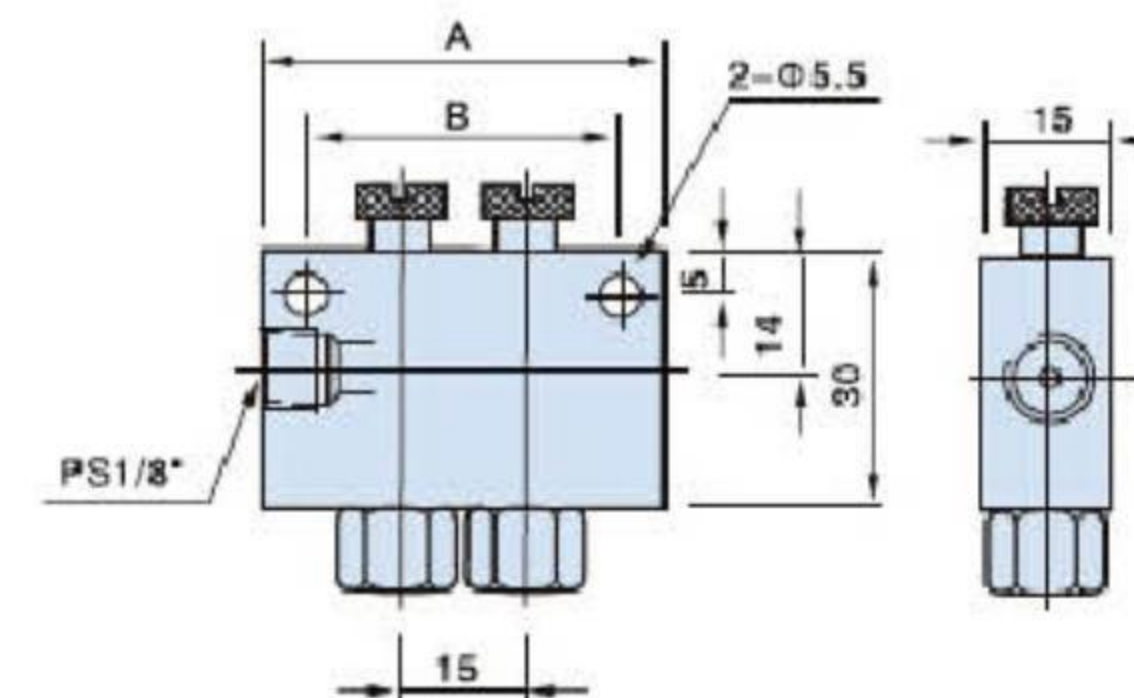


| 型号规格 specifications | 入口口径 Inlet caliber | 出口口径 Outlet caliber | 出口数 Quantity of outlets | A | B |
|--|-----------------------|------------------------|----------------------------|-----|-----|
| TK-024-04 TK-026-04 TK-026-06 TK-028-06 | φ4 φ6 φ6 φ8 | φ4 φ4 φ6 φ6 | 2 | 47 | 37 |
| TK-034-04 TK-036-04 TK-036-06 TK-038-06 | φ4 φ6 φ6 φ8 | φ4 φ4 φ6 φ6 | 3 | 62 | 52 |
| TK-044-04 TK-046-04 TK-046-06 TK-048-06 | φ4 φ6 φ6 φ8 | φ4 φ4 φ6 φ6 | 4 | 77 | 67 |
| TK-054-04 TK-056-04 TK-056-06 TK-058-06 | φ4 φ6 φ6 φ8 | φ4 φ4 φ6 φ6 | 5 | 92 | 82 |
| TK-066-04 TK-066-06 TK-068-06 | φ6 φ6 φ8 | φ4 φ6 φ6 | 6 | 107 | 97 |
| TK-076-04 TK-076-06 TK-078-06 | φ6 φ6 φ8 | φ4 φ6 φ6 | 7 | 122 | 112 |
| TK-084-04 TK-086-06 TK-086-06 | φ6 φ6 φ8 | φ4 φ6 φ6 | 8 | 137 | 127 |
| TK-094-04 TK-096-06 TK-096-06 | φ6 φ6 φ8 | φ4 φ6 φ6 | 9 | 152 | 142 |
| TK-104-04 TK-106-06 TK-108-06 | φ6 φ6 φ8 | φ4 φ6 φ6 | 10 | 167 | 157 |

TK 型带锁可调分配器



TK 型安装尺寸图





A 型单边分配器



A - [] - [] - [] - []

出油口数
Quantity of oil outlets

| | |
|----|-------------|
| 02 | 2位 position |
| 03 | 3位 position |
| 04 | 4位 position |
| 05 | 5位 position |

出油口数量可定做
The quantity of oil outlet can be customized

出油口螺纹
Outlet thread


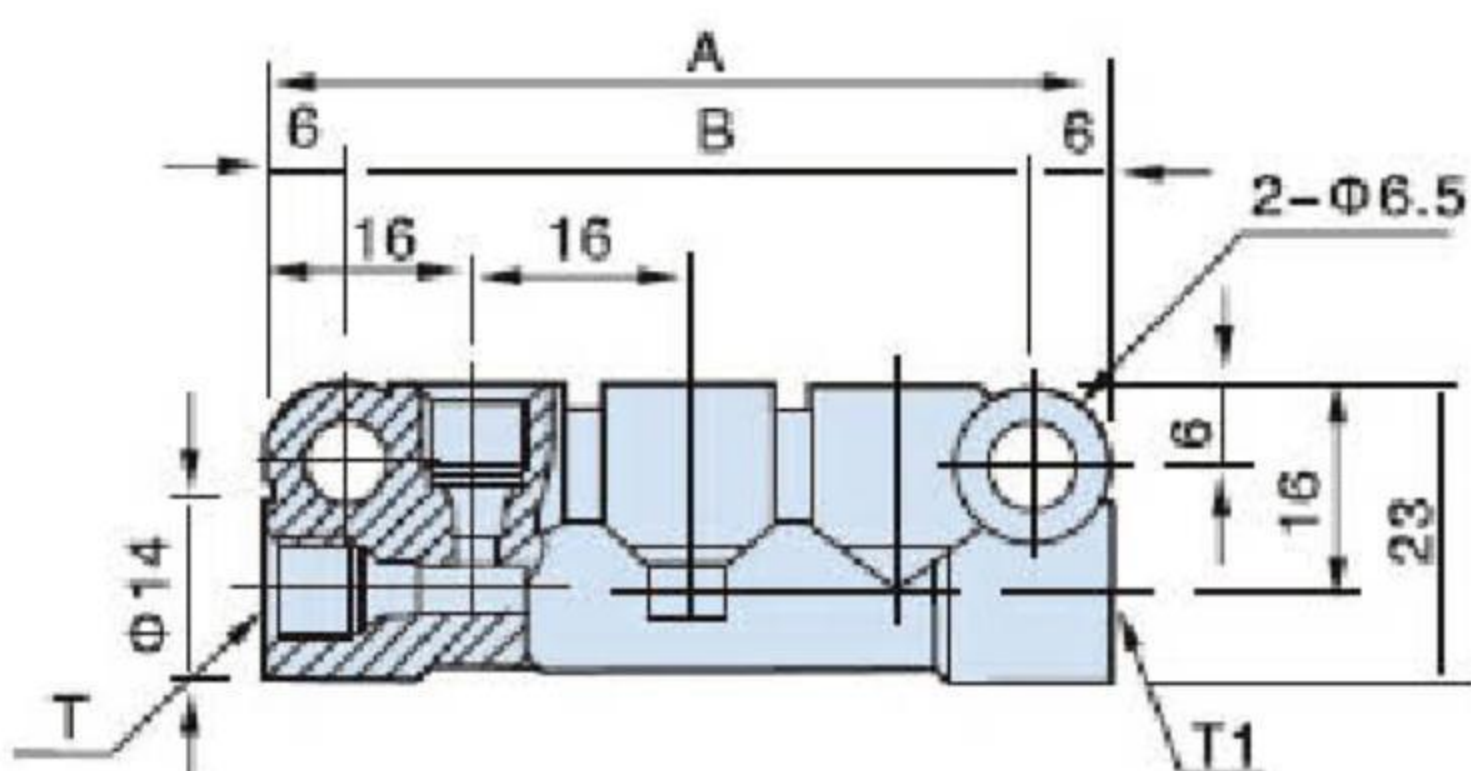
| | |
|---|--|
| 1 | 进油口与出油口螺纹为M8X1 The inlet and outlet threads are M8X1 |
| 2 | 进油口一边M8X1另外端M10X1 出油口全部M8X1 Inlet side M8X1 The other end M10X1 All oil outlet M8X1 |
| 3 | 进油口两边M10X1 出油口M8X1 Both sides of the inlet are M10X1 Oil outlet M8X1 |

进油口类别
Inlet type

| | |
|----|--|
| 空白 | 进油口一头配套管帽 另一头配堵头 Matching pipe cap at one end of oil inlet The other end with plug |
| A | 进油口两边都配套管帽 Matching pipe caps on both sides of oil inlet |
| B | 进油口主管一端配直角接头 另一端配堵头 One end of the inlet main pipe should be equipped with a right-angle connector and the other end should be equipped with a plug |

管路接头配置
Pipeline joint configuration

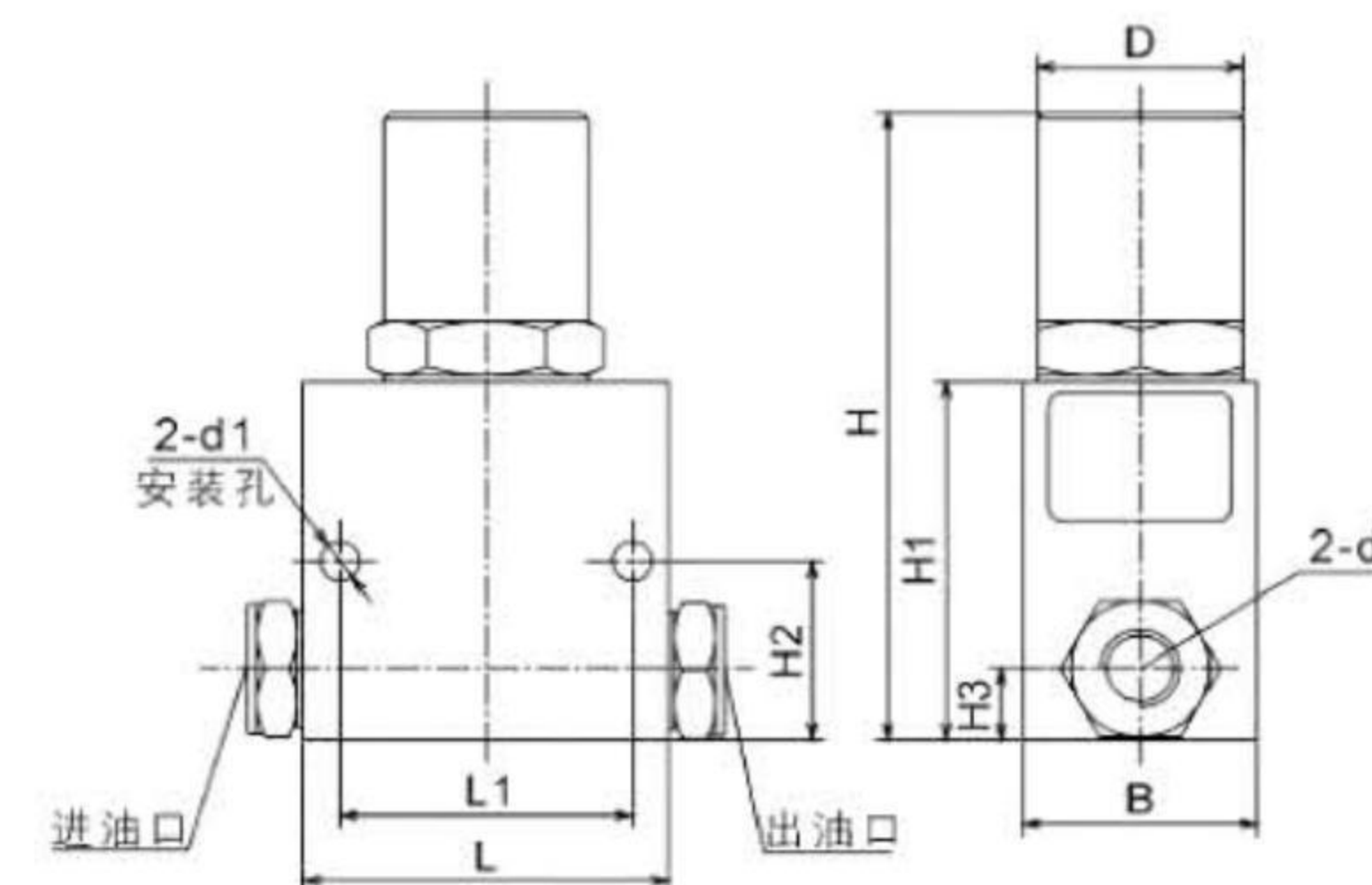
| | |
|---|--|
| 0 | 不配套管帽 (默认) No piping casing cap (default) |
| 1 | 配套管帽 Piping casing cap |



| 型号 Model | T | T1 | 出油口数量 Number of oil outlets | A | B |
|-------------|-------|-------|--------------------------------|-----|-----|
| A-4-8 | M8X1 | M8X1 | 2个出油口 | 48 | 35 |
| A-4-10 | M10X1 | M10X1 | 2个出油口 | 48 | 35 |
| A-5-8 | M8X1 | M8X1 | 3个出油口 | 63 | 50 |
| A-5-10 | M10X1 | M10X1 | 3个出油口 | 63 | 50 |
| A-6-8 | M8X1 | M8X1 | 4个出油口 | 79 | 66 |
| A-6-10 | M10X1 | M10X1 | 4个出油口 | 79 | 66 |
| A-7-8 | M8X1 | M8X1 | 5个出油口 | 95 | 82 |
| A-7-10 | M10X1 | M10X1 | 5个出油口 | 95 | 82 |
| A-8-8 | M8X1 | M8X1 | 6个出油口 | 101 | 98 |
| A-8-10 | M10X1 | M10X1 | 6个出油口 | 101 | 98 |
| A-9-8 | M8X1 | M8X1 | 7个出油口 | 127 | 116 |
| A-9-10 | M10X1 | M10X1 | 7个出油口 | 127 | 116 |
| A-10-8 | M8X1 | M8X1 | 8个出油口 | 143 | 130 |
| A-10-10 | M10X1 | M10X1 | 8个出油口 | 143 | 130 |
| A-12-8 | M8X1 | M8X1 | 10个出油口 | 175 | 164 |
| A-12-10 | M10X1 | M10X1 | 10个出油口 | 175 | 164 |



TGQ-30 滤油器



性能和特点

滤油器适用于油脂润滑系统;

□ 滤油器用于清除或者减少杂质混入润滑系统;

□ 滤油器安装方法:

1. 安装在润滑泵加油口前端，通过油枪，经滤油器，向润滑泵注入油剂;
2. 安装在润滑系统油泵出油口与分配器进油口之间（滤油器去除注油口快插接头），安装在润滑泵加油口前端，通过油枪，经滤油器，向润滑泵注入油剂。

The oil filter is suitable for grease lubrication system;

□ The oil filter is used to remove or reduce impurities mixed into the lubrication system;

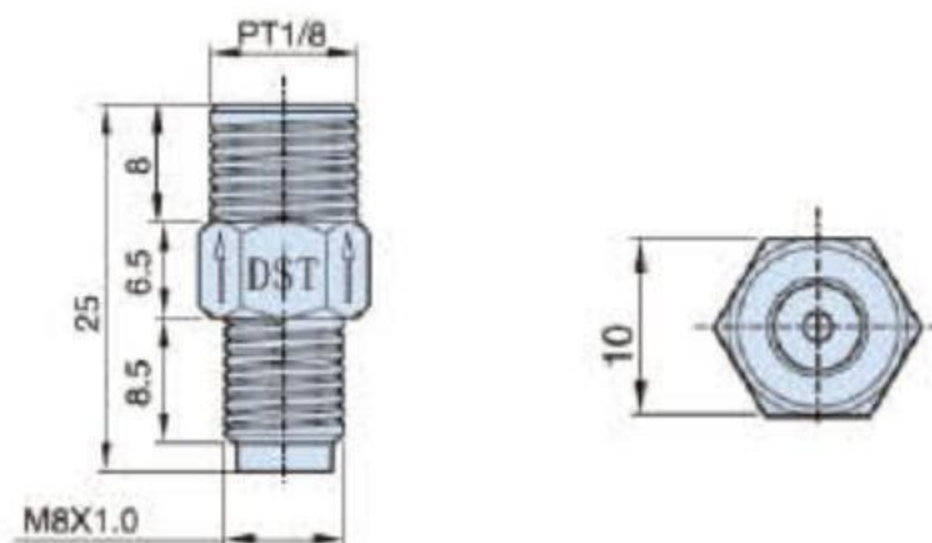
□ Installation method of oil filter:

1. Install at the front end of the lubrication pump oil inlet, and inject oil into the lubrication pump through the oil gun and the oil filter;
2. Installed between the oil pump outlet of the lubrication system and the distributor oil inlet (the oil filter removes the quick-plug connector for the oil injection port), installed at the front end of the lubrication pump oil inlet, through the oil gun, through the oil filter, to the lubrication pump Inject oil.

限流杆单向阀



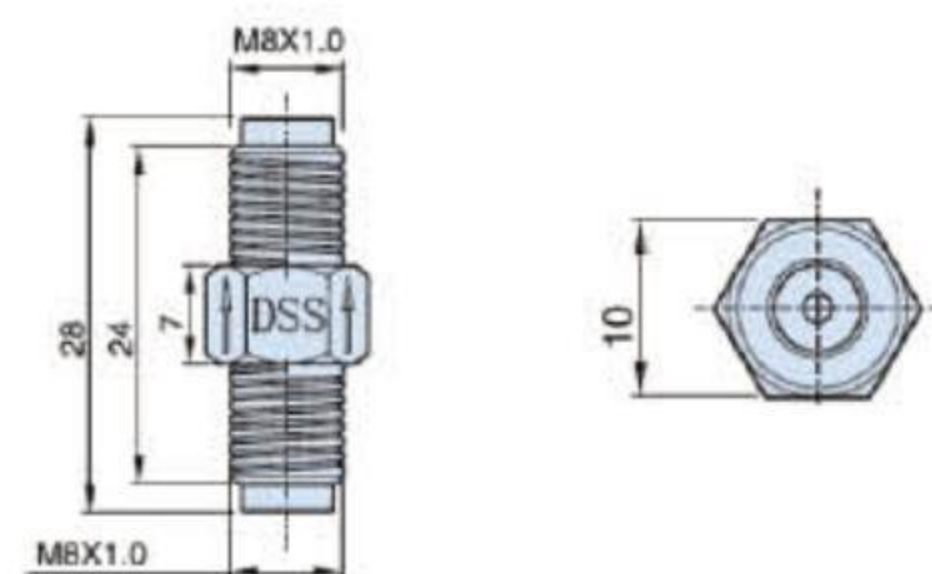
DST



| 型号规格 specifications | 标记 Marks | 流量 Flow (CC/min) | 连接方式 (connectingmode) |
|------------------------|-------------|------------------------|--|
| DST-0 | DST0 | 1.8 | 进油口方向与(套管EB04)和(螺帽EN04)连接 出油口端与设备测漏点连接 (常用于支路末端) The oil inlet is connected to sleeve pipe EB04 and screw cap EN04. The oil outlet is connected to equipment lubricating point (usually used at the end of the branch). |
| DST-1 | DST1 | 3.8 | |
| DST-2 | DST2 | 6 | |
| DST-3 | DST3 | 12 | |
| DST-4 | DST4 | 18 | |
| DST-5 | DST5 | 22 | |



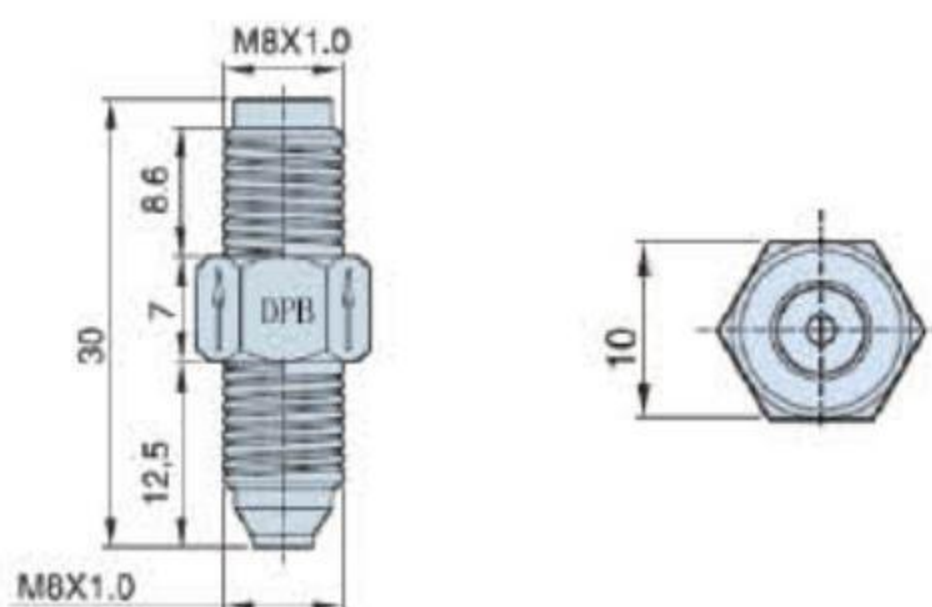
DSS



| 型号规格 specifications | 标记 Marks | 流量 Flow (CC/min) | 连接方式 (connectingmode) |
|------------------------|-------------|------------------------|--|
| DSS-0 | DSS0 | 1.8 | 两端分别与(套管EB04)和(螺帽EN04)连接。 (常用于支路中端) Both ends are connected to sleeve pipe EB04 and screw cap EN04 (usually used at middle end of the branch). |
| DSS-1 | DSS1 | 3.8 | |
| DSS-2 | DSS2 | 6 | |
| DSS-3 | DSS3 | 12 | |
| DSS-4 | DSS4 | 18 | |
| DSS-5 | DSS5 | 22 | |



DPB



| 型号规格 specifications | 标记 Marks | 流量 Flow (CC/min) | 连接方式 (connectingmode) |
|------------------------|-------------|------------------------|---|
| DPB-0 | DST0 | 1.8 | 进油口方向与(VAB型)分油块连接。出油口方向与(套管EB04)和(螺帽EN04)连接。(常用于支路前端) The oil inlet is connected to oil distribution block (model VAB). The oil outlet is connected to screw cap EB04 with the sleeve pipe EN04. |
| DPB-1 | DST1 | 3.8 | |
| DPB-2 | DST2 | 6 | |
| DPB-3 | DST3 | 12 | |
| DPB-4 | DST4 | 18 | |
| DPB-5 | DST5 | 22 | |

性能特点

DST/DSS/DPB型抵抗式计量件又简称为比例式接头管式结构，内设有限流杆和单向阀启动压力：0.2MPa

通过节流原理控制流量，按流通能力（流量定数）对流量进行比例匹配。同型号计量件再润滑系统中相互间距离的远、近、高、低、卧装或立装均在实际使用中其出油量基本相等。使用寿命长，比例接头单相伐其橡胶密封件外部衬压铜套（除密封面外）防止橡胶密封件膨胀和老化。动作灵敏，排油畅通；比例接头单相伐采用锥形弹簧，确保计量件动作灵敏与排油畅通，并防止排出的油逆流。流量比：同一型号的流量在实际使用过程中会由环境温度的变化和有的黏度不同而发生变化。

1. DST/DSS/DPB resistant measurement device is called proportional joint.
2. Pipe structure: built-in flow limit bar and one-way valve.
3. Opening pressure: 0.2MPa
4. Flow is controlled by the principle of throttling, and distributed according to flowing capacity (flow constant). Meanwhile, the measurement device in the lubricating system with near, distant, high, low, horizontal or vertical installation have identical outlet flow. With long service life, the rubber sealing parts of the proportional one-way joint is coated with copper sleeve (except sealing face) to prevent expansion and aging of rubber sealing parts.
5. Sensitive action and smooth oil drain: taper spring is used for one-way valve with proportional joint to ensure that action of the measurement device is sensitive and smooth to prevent reverse flow of oil.
6. Flow ratio: flow of the same model shall be changed with change of environmental temperature and oil viscosity in use.

润滑附件

油管接头

| 代号 | 管外径 | D | L | S | 备注 |
|-------|-----|---------|------|----|----|
| PA-4 | Φ4 | M8X1 | 12 | 8 | |
| PA-6 | Φ6 | M10X1 | 12.5 | 10 | |
| PA-8 | Φ8 | M12X1 | 14 | 12 | |
| PA-10 | Φ10 | M16X1.5 | 16 | 16 | |
| PA-12 | Φ12 | M20X1.5 | 18 | 18 | |

密封圈

| 代号 | 管外径 | D | d | L | 备注 |
|-------|-----|-------|-----|-----|----|
| PB-4 | Φ4 | Φ4.1 | Φ4 | 4.5 | |
| PB-6 | Φ6 | Φ6.1 | Φ6 | 5 | |
| PB-8 | Φ8 | Φ8.1 | Φ8 | 6.5 | |
| PB-10 | Φ10 | Φ10.1 | Φ10 | 7 | |
| PB-12 | Φ12 | Φ12.1 | Φ12 | 8.5 | |

直通接头

| 代号 | 管外径 | D | d | L | S | 备注 |
|----------|-----|---------|---------|----|----|----|
| PD-406 | Φ4 | M6X1 | M8X1 | 15 | 8 | |
| PD-406-1 | | M6X0.75 | | | | |
| PD-408 | | M8X1 | | | | |
| PD-418 | | R1/8 | | | | |
| PD-410 | Φ6 | M10X1 | M10X1 | 16 | 10 | |
| PD-608 | | M8X1 | | | | |
| PD-618 | | R1/8 | | | | |
| PD-610 | | M10X1 | | | | |
| PD-612 | Φ8 | M12X1 | M12X1 | 17 | 12 | |
| PD-614 | | R1/4 | | | | |
| PD-810 | | M10X1 | | | | |
| PD-818 | | R1/8 | | | | |
| PD-814 | Φ10 | R1/4 | M16X1.5 | 26 | 17 | |
| PD-1018 | | R1/8 | | | | |
| PD-1014 | | R1/4 | | | | |
| PD-1038 | | R3/8 | | | | |

单向直通接头（正向）

| 代号 | 管外径 | D | d | L | S | 备注 |
|---------|-----|-------|-------|----|----|----|
| PD-4081 | Φ4 | M8X1 | M8X1 | 22 | 10 | |
| PD-4181 | | R1/8 | | | | |
| PD-4101 | | M10X1 | | | | |
| PD-6081 | Φ6 | M8X1 | M10X1 | 24 | 12 | |
| PD-6181 | | R1/8 | | | | |
| PD-6101 | | M10X1 | | | | |



单向直通接头 (反向)

| 代号 | 管外径 | D | d | L | S | 备注 |
|---------|-----|-------|-------|----|----|----|
| PD-4082 | Φ4 | M8X1 | M8X1 | 22 | 10 | |
| PD-4182 | | R1/8 | | | | |
| PD-4102 | | M10X1 | | | | |
| PD-6082 | Φ6 | M8X1 | M10X1 | 24 | 12 | |
| PD-6182 | | R1/8 | | | | |
| PD-6102 | | M10X1 | | | | |

直角接头

| 代号 | 管外径 | D | d | L | S | 备注 |
|----------|-----|---------|---------|----|----|----|
| PL-406 | Φ4 | M6X1 | M8X1 | 15 | 18 | |
| PL-406-1 | | M6X0.75 | | | | |
| PL-408 | | M8X1 | | | | |
| PL-418 | | R1/8 | | | | |
| PL-410 | | M10X1 | | | | |
| PL-608 | Φ6 | M8X1 | M10X1 | 17 | 20 | |
| PL-618 | | R1/8 | | | | |
| PL-610 | | M10X1 | | | | |
| PL-612 | | M12X1 | | | | |
| PL-614 | | R1/4 | | | | |
| PL-810 | Φ8 | M10X1 | M12X1 | 26 | 29 | |
| PL-818 | | R1/8 | | | | |
| PL-814 | | R1/4 | | | | |
| PL-1018 | Φ10 | R1/8 | M16X1.5 | 22 | 29 | |
| PL-1014 | | R1/4 | | | | |
| PL-1038 | | R3/8 | | | | |

单向直角接头 (正向)

| 代号 | 管外径 | D | d | L | S | 备注 |
|---------|-----|-------|-------|----|----|----|
| PL-4081 | Φ4 | M8X1 | M8X1 | 22 | 10 | |
| PL-4181 | | R1/8 | | | | |
| PL-4101 | | M10X1 | | | | |
| PL-6081 | Φ6 | M8X1 | M10X1 | 24 | 12 | |
| PL-6181 | | R1/8 | | | | |
| PL-6101 | | M10X1 | | | | |

单向直角接头 (反向)

| 代号 | 管外径 | D | d | L | S | 备注 |
|---------|-----|-------|-------|----|----|----|
| PL-4082 | Φ4 | M8X1 | M8X1 | 22 | 10 | |
| PL-4182 | | R1/8 | | | | |
| PL-4102 | | M10X1 | | | | |
| PL-6082 | Φ6 | M8X1 | M10X1 | 24 | 12 | |
| PL-6182 | | R1/8 | | | | |
| PL-6102 | | M10X1 | | | | |



平面直角接头

| 代号 | D | d | L | S | 备注 |
|-----------|-------|-------|----|----|----|
| PPL-408 | M8X1 | M8X1 | 20 | 12 | |
| PPL-410 | M10X1 | M8X1 | 20 | 12 | |
| PPL-418 | R1/8 | M8X1 | 21 | 13 | |
| PPL-608 | M8X1 | M10X1 | 22 | 13 | |
| PPL-610 | M10X1 | M10X1 | 22 | 13 | |
| PPL-618 | R1/8 | M10X1 | 22 | 13 | |
| PPL-G1818 | R1/8 | G1/8 | 21 | 13 | |

活动直通接头

| 代号 | 管外径 | D | d | L | S | 备注 |
|-----------|-----|-------|-------|----|----|----|
| PDH-408 | Φ4 | M8X1 | M8X1 | 28 | 10 | |
| PDH-410 | | M10X1 | | | | |
| PDH-418 | | R1/8 | | | | |
| PDH-608 | Φ6 | M8X1 | M10X1 | 30 | 12 | |
| PDH-610 | | M10X1 | | | | |
| PDH-618 | | R1/8 | | | | |
| PDH-G1818 | | R1/8 | G1/8 | | | |

平头油塞

| 代号 | D | L | S | 备注 |
|---------|-------|----|----|----|
| PS-06 | M6X1 | 10 | 6 | |
| PS-08 | M8X1 | 11 | 8 | |
| PS-R1/8 | R1/8 | 13 | 10 | |
| PS-10 | M10X1 | 13 | 10 | |

锥度油塞

| 代号 | D | L | S | 备注 |
|--------|-------|----|----|----|
| PS-8Z | M8X1 | 14 | 12 | |
| PS-10Z | M10X1 | 15 | 14 | |

螺母接头

| 代号 | 管外径 | D | L | d | S | 备注 |
|-------|-----|-------|----|-----|----|----|
| PN-04 | Φ4 | M8X1 | 12 | 4.2 | 10 | |
| PN-06 | Φ6 | M10x1 | 12 | 6.2 | 12 | |



润滑附件

活动直角接头

| 代号 | 管外径 | D | d | L | S | 备注 |
|-----------|-----|-------|-------|------|----|----|
| PLH-408 | Φ4 | M8X1 | M8X1 | 28 | 29 | |
| PLH-418 | | R1/8 | | | | |
| PLH-410 | | M10X1 | | | | |
| PLH-608 | Φ6 | M8X1 | M10X1 | | | |
| PLH-618 | | R1/8 | | | | |
| PLH-610 | | M10X1 | | | | |
| PLH-G1818 | | R1/8 | | G1/8 | | |

连接接头

| 代号 | D | L | 备注 |
|-------|-------|----|----|
| PJ-06 | M6X1 | 20 | |
| PJ-08 | M8X1 | 23 | |
| PJ-10 | M10X1 | 27 | |

外接双通接头

| 代号 | D | d | L | S | 备注 |
|-------------|-------|-------|----|----|----|
| T-6-8 | M6X1 | M8X1 | 20 | 8 | |
| T-8-8 | M8X1 | M8X1 | 23 | 10 | |
| T-8-10 | | M10X1 | | | |
| T-8-R1/8 | | R1/8 | | | |
| T-10-10 | M10X1 | M10X1 | 25 | | |
| T-10-R1/8 | | R1/8 | | | |
| T-R1/8-R1/8 | R1/8 | R1/8 | 30 | | 22 |
| T-R1/8-R1/2 | | R1/2 | | | |
| T-R1/8-R1/4 | | R1/4 | | | |
| T-R1/8-R1/4 | R1/4 | R1/4 | 30 | 14 | |
| T-R1/4-R3/8 | | R3/8 | | | |

内外接双通接头

| 代号 | D | d | L | S | 备注 |
|------------|---------|----------|----|----|----|
| 2T-8-8 | M8X1 | M8X1 | 24 | 10 | |
| 2T-8-10 | M8X1 | M10X1 | 24 | 12 | |
| 2T-10-10 | M10X1 | M10X1 | 26 | 12 | |
| 2T-10-12 | M10X1 | M12X1.25 | 29 | 14 | |
| 2T-8-G1/8 | M8X1 | G1/8 | 23 | 10 | |
| 2T-10-G1/8 | M10X1 | G1/8 | 23 | 12 | |
| 2T-14-G1/4 | M14X1.5 | G1/4 | 33 | 16 | |
| 2T-16-G1/4 | M16X1.5 | G1/4 | 36 | 18 | |
| 2T-18-G3/8 | M18X1.5 | G3/8 | 39 | 21 | |



润滑附件

油刷

| 代号 | D | L | S | B | A | 备注 |
|---------|-------|----|----|----|----|----|
| 0B-1816 | Rc1/8 | 75 | 13 | 37 | 16 | |

三通接头

| 代号 | D | d | L | S | W | 备注 |
|--------------|-------|-------|----|----|----|----|
| 3T-8-8 | M8X1 | M8X1 | 30 | 22 | 12 | |
| 3T-8-10 | M10X1 | M8X1 | | | | |
| 3T-10-10 | M10X1 | M10X1 | | | | |
| 3T-G1/8-G1/8 | G1/8 | G1/8 | 31 | 25 | 18 | |
| 3T-G1/8-G1/4 | G1/4 | G1/8 | | | | |
| 3T-G3/8-G3/8 | G3/8 | G3/8 | | | | |

侧外接三通接头

| 代号 | D | d | L | S | 备注 |
|------------|-------|-------|----|----|----|
| 3TZ-8-8 | M8X1 | M8X1 | 30 | 12 | |
| 3TZ-8-10 | M10X1 | | | | |
| 3TZ-8-1/8 | R1/8 | | | | |
| 3TZ-10-8 | M8X1 | M10X1 | 30 | | |
| 3TZ-10-10 | M10X1 | | | | |
| 3TZ-10-1/8 | R1/8 | | | | |

正外接三通接头

| 代号 | D | d | L | S | 备注 |
|------------|-------|-------|----|----|----|
| 3TG-8-8 | M8X1 | M8X1 | 30 | 12 | |
| 3TG-8-10 | M10X1 | | | | |
| 3TG-8-1/8 | R1/8 | | | | |
| 3TG-10-8 | M8X1 | M10X1 | 30 | | |
| 3TG-10-10 | M10X1 | | | | |
| 3TG-10-1/8 | R1/8 | | | | |

固定双通接头

| 代号 | D | d | L | 备注 |
|----------------|-------|-------|----|----|
| 2TD-8-8L | M8X1 | M8X1 | 30 | |
| 2TD-8-1/8L | | G1/8 | | |
| 2TD-8-10L | | M10X1 | | |
| 2TD-10-10L | M10X1 | M10X1 | | |
| 2TD-10-G1/8L | M10X1 | G1/8 | | |
| 2TD-G1/8-G1/8L | G1/8 | G1/8 | | |

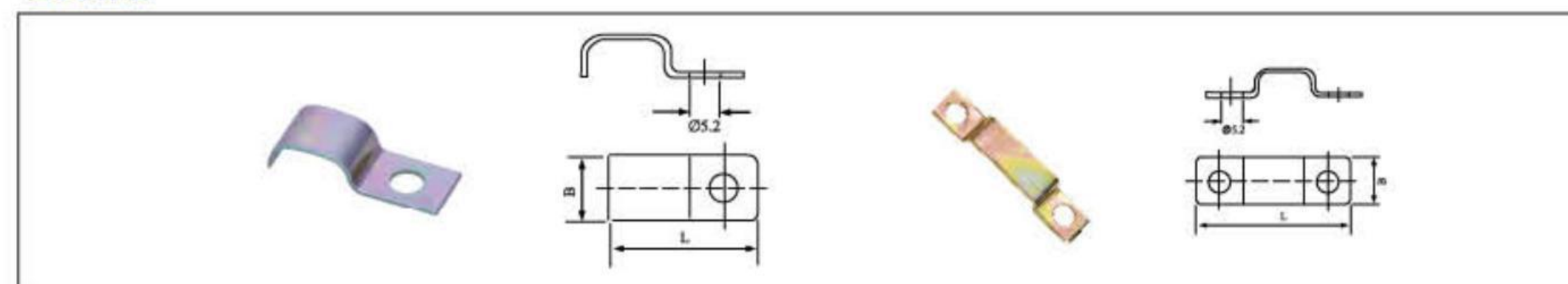


润滑附件

弹簧护套

| | | 代号 | D | d | 备注 |
|--------|------|--------|------|------|----|
| | | PHT-04 | Φ5.5 | Φ0.5 | 疏圈 |
| | | PHT-06 | Φ7.7 | Φ0.6 | |
| | | PHM-04 | Φ5.5 | Φ0.5 | 密圈 |
| PHM-06 | Φ7.7 | Φ0.6 | | | |

管夹规格



| No. | 代号 | 固定方式 | 管径 | 管数 | 厚度 | 宽度 | 长度 | 螺丝孔 | 备注 |
|-----|---------|------|-----|-----|-----|----|-----|-----|----|
| 1 | PC-1104 | | Φ4 | 1 | 0.8 | 10 | 19 | 5.5 | |
| 2 | PC-1204 | | Φ4 | 2 | 0.8 | 10 | 23 | | |
| 3 | PC-1304 | | Φ4 | 3 | 1.0 | 10 | 27 | | |
| 4 | PC-1404 | | Φ4 | 4 | 1.0 | 10 | 31 | | |
| 5 | PC-1106 | | Φ6 | 1 | 0.8 | 10 | 20 | | |
| 6 | PC-1206 | | Φ6 | 2 | 1.0 | 10 | 28 | | |
| 7 | PC-1306 | | Φ6 | 3 | 1.0 | 12 | 30 | | |
| 8 | PC-1108 | | Φ8 | 1 | 1.0 | 10 | 22 | | |
| 9 | PC-1208 | | Φ8 | 2 | 1.0 | 12 | 30 | | |
| 10 | PC-1110 | | Φ10 | 1 | 1.0 | 12 | 26 | | |
| 11 | PC-1210 | | Φ10 | 2 | 1.2 | 12 | 40 | | |
| 12 | PC-1112 | | Φ12 | 1 | 1.2 | 12 | 30 | | |
| 13 | PC-1115 | Φ15 | 1 | 1.6 | 20 | 42 | 7 | | |
| 14 | PC-1122 | Φ22 | 1 | 1.6 | 20 | 42 | | | |
| 15 | PC-1128 | Φ28 | 1 | 1.6 | 20 | 55 | | | |
| 16 | PC-1133 | Φ33 | 1 | 2.0 | 24 | | 8.5 | | |
| 17 | PC-1144 | Φ44 | 1 | 2.0 | 8 | | 7 | | |
| 18 | PC-2404 | | Φ4 | 4 | 1.2 | 8 | 5.5 | | |
| 19 | PC-2504 | | Φ4 | 5 | 1.2 | 8 | | | |
| 20 | PC-2604 | | Φ4 | 6 | 1.2 | 8 | | | |
| 21 | PC-2406 | | Φ6 | 4 | 1.2 | 10 | | | |



润滑附件

固定三通接头

| | | 代号 | D | d | L | S | 备注 |
|--|--|------------|-------|------|----|----|----|
| | | 3TD-8-8L | M8X1 | Φ5.2 | 28 | 14 | |
| | | 3TD-10-10L | M10X1 | Φ6.5 | 30 | 20 | |

固定四通接头

| | | 代号 | D | d | L | 材料 | 备注 |
|--|--|------------|-------|------|----|-----|----|
| | | 4TD-8-8L | M8X1 | Φ5.2 | 28 | 锌合金 | |
| | | 4TD-10-10L | M10X1 | Φ6.5 | 30 | 锌合金 | |

黄油嘴

| | | 代号 | D | a | L | S | 备注 |
|--|--|--------|-------|-----|-----|------|----|
| | | HY-106 | M6X1 | 0° | 12 | 8 | |
| | | HY-108 | M8X1 | | 15 | 10 | |
| | | HY-110 | M10X1 | | 17 | 12 | |
| | | HY-114 | R1/4 | | 24 | 13.5 | |
| | | HY-118 | R1/8 | | 17 | 11 | |
| | | HY-206 | M6X1 | | 45° | 16 | 8 |
| | | HY-208 | M8X1 | 21 | | 10 | |
| | | HY-210 | M10X1 | 21 | | 12 | |
| | | HY-214 | R1/4 | 26 | | 13.5 | |
| | | HY-218 | R1/8 | 21 | | 12 | |
| | | HY-306 | M6X1 | 90° | | 16 | 8 |
| | | HY-308 | M8X1 | | 19 | 10 | |
| | | HY-310 | M10X1 | | 22 | 12 | |
| | | HY-318 | R1/8 | | 22 | 12 | |

注：加T为铁制
如：HY-118T

a=0°: 直黄油嘴
a=45°: 45° 弯黄油嘴
a=90°: 90° 弯黄油嘴

油管衬套

| | | 代号 | D | d | L | 备注 |
|--|--|----------|------|------|------|----|
| | | PT-4X2 | Φ3.8 | Φ2 | 9 | |
| | | PT-4X2.5 | Φ3.8 | Φ2.5 | 9 | |
| | | PT-6X4 | Φ5 | Φ4 | 11 | |
| | | PT-8X6 | Φ7.5 | Φ6 | 15.5 | |
| | | PT-10X8 | Φ9.5 | Φ8 | 18 | |



油管

油管

| 代号 | D | d | 备注 | |
|------|-----------|-----|------|--|
| 尼龙管 | PSO-4X2 | Φ4 | Φ2 | |
| | PSO-6X4 | Φ6 | Φ4 | |
| | PSO-8X6 | Φ8 | Φ6 | |
| | PSO-10X8 | Φ10 | Φ8 | |
| 铝管 | PSD-4X2 | Φ4 | Φ2 | |
| | PSD-6X4 | Φ6 | Φ4 | |
| | PSD-8X6 | Φ8 | Φ6 | |
| | PSD-10X8 | Φ10 | Φ8 | |
| 镀铜铝管 | PNL-4X2 | Φ4 | Φ2 | |
| | PNL-4X2.5 | Φ4 | Φ2.5 | |
| | PNL-6X4 | Φ6 | Φ4 | |
| 钢管 | PNT-4X2 | Φ4 | Φ2 | |
| | PNT-6X4 | Φ6 | Φ4 | |
| | PNT-8X6 | Φ8 | Φ6 | |

钢丝护套软管

| 规格型号 | 配管外径d1 mm | 使用压力 Mpa | 最小弯曲半径 | D | d2 | L mm | 备注 |
|-------|-----------|----------|--------|-------|----|-----------------------|----|
| OSP-4 | Φ4 | 3.00 | R20 | M8X1 | Φ6 | 要 求 按 用 户 | |
| OSP-6 | Φ6 | 2.70 | R40 | M10X1 | Φ8 | | |

PST钢丝编织布护套软管

| 代号 | 配管外径 d | 长度 L | 备注 | 代号 | 配管外径 d | 长度 L | 备注 |
|-----------|--------|------|----|-----------|--------|------|----|
| PST-4100 | Φ4 | 100 | | EST-6100 | Φ6 | 100 | |
| PST-4200 | | 200 | | EST-6200 | | 200 | |
| PST-4300 | | 300 | | EST-6300 | | 300 | |
| PST-4400 | | 400 | | EST-6400 | | 400 | |
| PST-4500 | | 500 | | EST-6500 | | 500 | |
| PST-4600 | | 600 | | EST-6600 | | 600 | |
| PST-4700 | | 700 | | EST-6700 | | 700 | |
| PST-4800 | | 800 | | EST-6800 | | 800 | |
| PST-4900 | | 900 | | EST-6900 | | 900 | |
| PST-41000 | | 1000 | | EST-61000 | | 1000 | |
| PST-42000 | | 2000 | | EST-62000 | | 2000 | |
| PST-43000 | | 3000 | | EST-63000 | | 3000 | |



PSG 高压软管

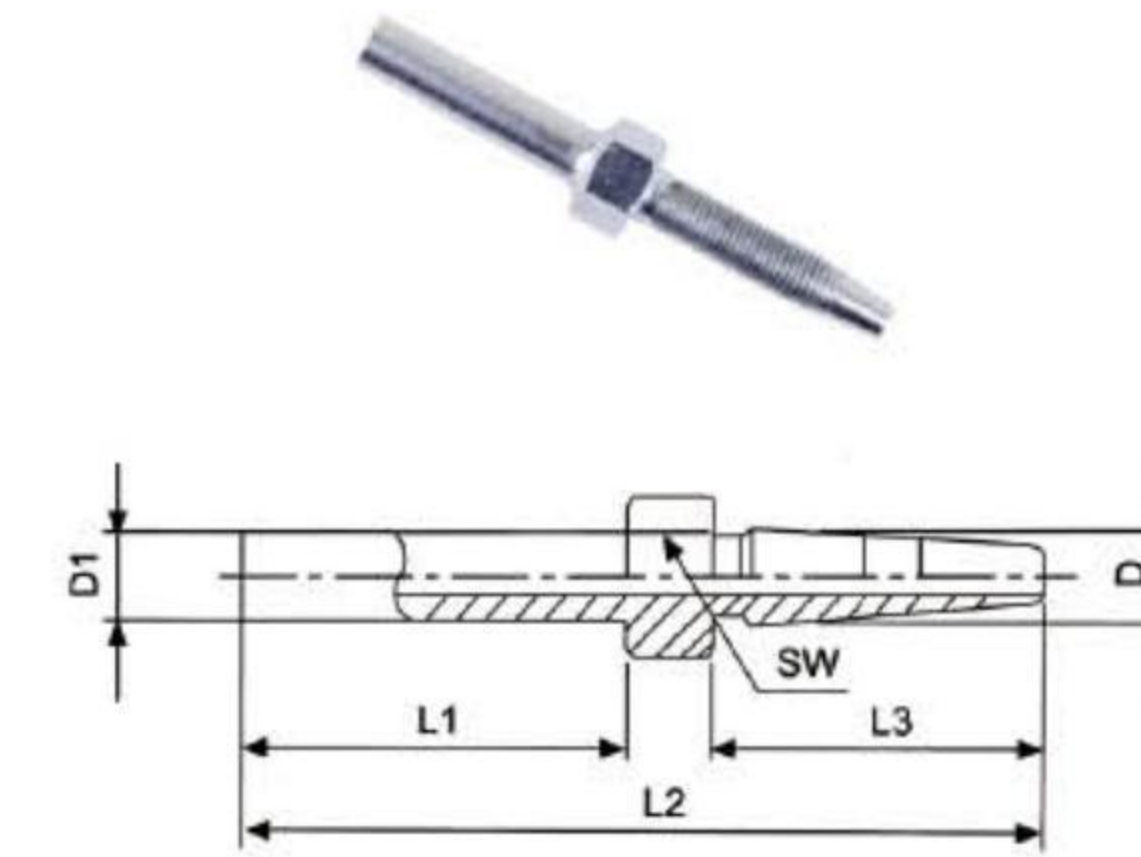
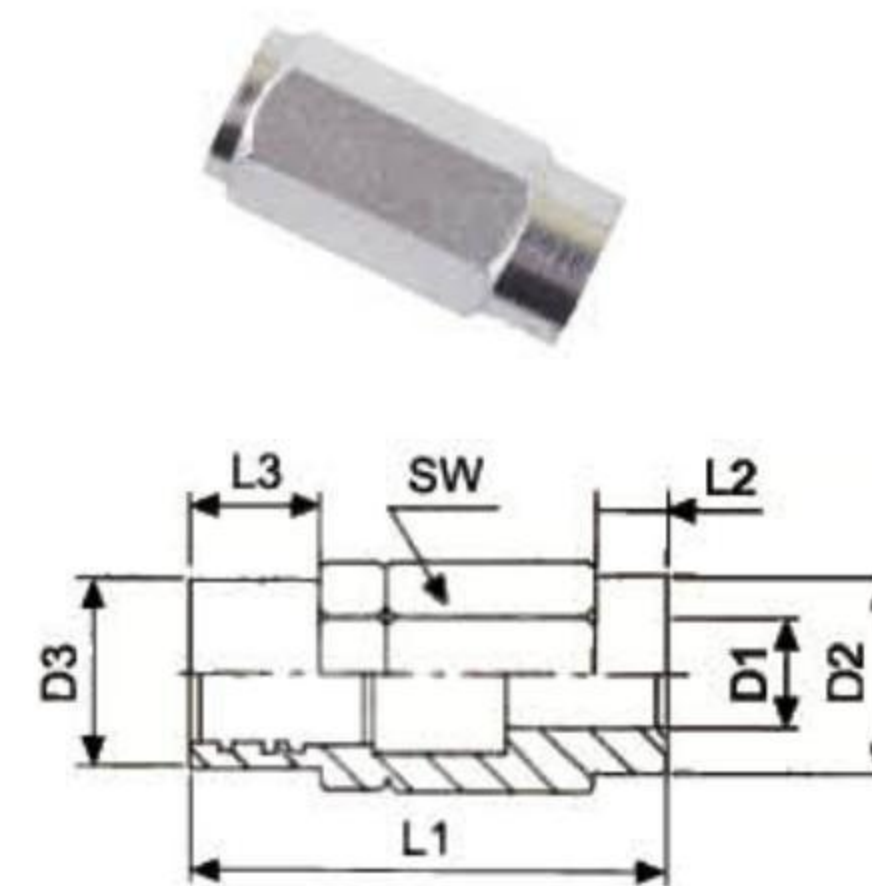


| 型号 Model | 产品规格 | 管外径 φ | 使用压力 | L(mm) |
|----------|---------|-------|-------|------------------|
| PSG-01 | 树脂高压软管 | Φ8.5 | 20MPa | 可按用户需求 定制不同长度 |
| PSGD-04 | 直通高压管接头 | Φ4 | 20MPa | |
| PSGD-06 | 直通高压管接头 | Φ6 | 20MPa | |
| PSGL-04 | 直角高压管接头 | Φ4 | 20MPa | |
| PSGL-06 | 直角高压管接头 | Φ6 | 20MPa | |

高压管接头 High Pressure Tubing Joint

高压管接头外套 High pressure adapter jacket

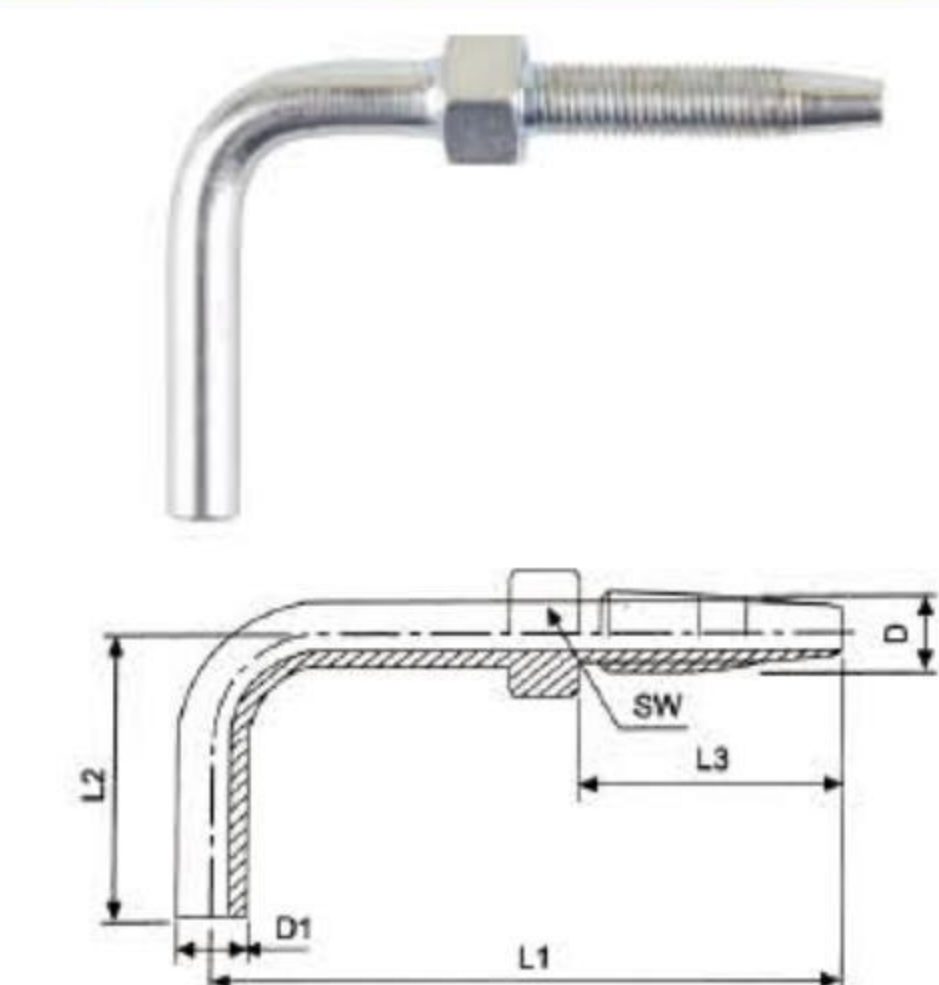
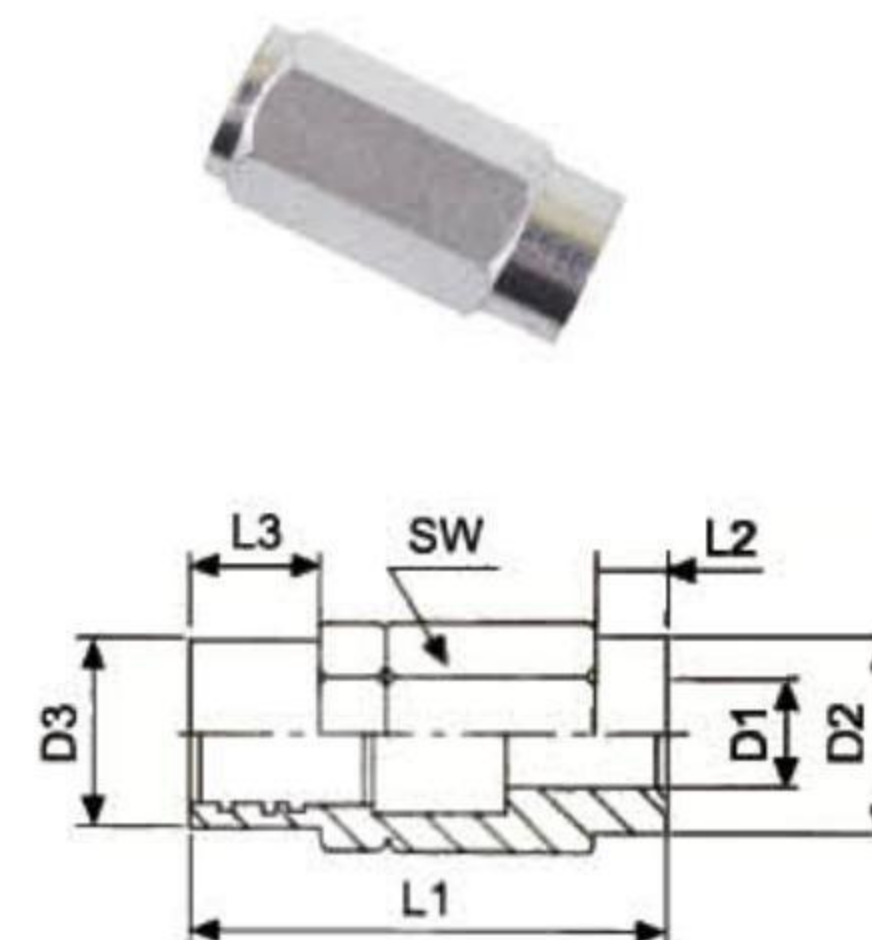
高压管直涨芯 The high pressure pipe goes straight up to the core



| 规格型号(外套) Model(Outer Casing) | D1 | D2 | D3 | L1 | L2 | L3 | SW | 材料 Material |
|------------------------------|---------|-------|-------|----|----|----|----|-------------|
| PSGD | M7X0.75 | Φ11.8 | Φ11.7 | 28 | 4 | 8 | 12 | 钢Steel |

高压管接头外套 High pressure adapter jacket

高压管弯涨芯 The high pressure pipe bends the rising core











| 规格型号(外套) Model(Outer Casing) | D1 | D2 | D3 | L1 | L2 | L3 | SW | 材料 Material |
|------------------------------|---------|-------|-------|----|----|----|----|-------------|
| PSGI | M7X0.75 | Φ11.8 | Φ11.7 | 28 | 4 | 8 | 12 | 钢Steel |

油量计算

1.集中润滑装置的选择方法
系统的选择依照以下顺序进行



●需油量的计算方法

| 使用场合 | 计算公式 | 例题 K=1时 |
|---|---|--|
| 滚动轴承  | (滚动轴承、滚柱轴承、滚针轴承) 油量 Q(m1/h)=0.04 × 直径 × 列数 × K | 假设有一滚珠轴承，轴承直径为80mm，求每小时所需之油量。 Q=0.04×8×1=0.32(c.c/hr) |
| 滑动轴承  | 油量 Q(m1/h) = 0.023 × 转轴直径 × 轴承长度 × K | 假设有一平滑轴承，垂直放置，滑块长100mm宽40mm，求每小时所需之油量。 Q=0.023×8×10=1.84(c.c/hr) |
| 平面导轨  | a. 油量 Q(m1/h)=0.0017 × (移动件长度+行程) × 宽度 × K (水平方向) b. Q(m1/h)=0.006 × (移动件长度+行程) × 宽度 × K(垂直方向) | 假设有一滑动轴承，轴直径为80mm，接触长度为100mm，求每小时所需之油量。 Q=0.006×10×4=0.24(c.c/hr) |
| 圆柱导轨  | a. 油量 Q(m1/h) = 0.023 × 直径 × (移动件长度+行程) × K (水平方向) b. 油量 Q(m1/h) = 0.07 × 直径 × (移动件长度+行程) × K (垂直方向) | 假设有一圆筒滚动物体，直径为80mm长为100mm求每小时所需之油量。 Q=0.023×8×10=1.84(c.c/hr) |
| 滚珠轴承轨道  | 油量 Q(m1/h) = 0.012 × 移动件行程 × 列数 × K | 假设有一线性滑轨，滑块长80mm滑块数为2，求每小时所需之油量。 Q=0.012×8×2=0.19(c.c/hr) |
| 凸轮  | 油量 Q(m1/h) = 0.013 × 接触圆周长 × 宽度 × K | 假设有一凸轮机构，凸轮圆周长为200mm宽20mm，求每小时所需之油量。 Q=0.013×20×2=0.52(c.c/hr) |
| 齿轮  | 油量 Q(m1/h) = 0.046 × 节圆直径 × 齿数 × K | 假设有一个链条总长300mm，链宽8mm，求每小时所需之油量。 Q=0.046×8×2=0.74(c.c/hr) |
| 链条  | 油量 Q(m1/h) = 0.008 × 长度 × 长度 × K | 假设有一正齿轮，节圆直径为80mm齿宽20mm，求每小时所需之油量。 Q=0.008×30×0.8=0.19(c.c/hr) |

式中长度、直径单位均为 cm，系数K为倍数，与运动速度有关，可查图。

2.部分机械使用润滑情况表

| 机械名 | 润滑处所 | | 润滑油 | | 备注 |
|------------|----------------|-----------|---------------------|---------------------------------|---------------------------------|
| | | | ISO粘度等级 | 备注 | |
| 车床 | 主轴 | 高速 | 10 | 特级锭子油R12 | 注一 |
| | | 一般 | 22,32 | 特级锭子油R12 特级循环机油R32 | |
| | 车床尾座 | | 32,46,68 | 特级循环机油R32-R68 | 注一 |
| | 溜板 | | 32,46,68 | 特级循环机油R32-R68 | 注一 |
| | 护床 | | 32,46,68 | 特级循环机油R32-R68 | 注一 |
| | 进给变速装置 | | 32,46,68 | 特级循环机油R32-R68 | 注一 |
| | 床、其它润滑部 | 高负荷 | 150,220 | 滑道机油150,220-R68 | |
| | | 一般 | 65 | 滑道机油68 | |
| 靠模装置用油压作动部 | | 32,46,68 | R32-R65, OR HD32-68 | 注三 | |
| 其它滑动部 | | 润滑油 滑脂 | 32,46,68 | R32, R46, R68 多效油脂NO.1, NO.2 | |
| 铣床 | 上臂、柱、膝型齿轮箱、心轴架 | | 32,46,68 | R32-R65, OR HD32-68 | 注二 |
| | 床、其它润滑部 | 高负荷 | 150,220 | 滑道机油150,220-R68 | |
| | | 一般 | 68 | 滑道机油68 | |
| 其它润滑部 | | 润滑油 滑脂 | 32,46,68 | R32, R46, R68 多效油脂NO.1, NO.2 | |
| 磨床 | 平承轴 | 高速一般 | 2,3,5,7,1 32 | R12 R32 | 注一 |
| | | 进给变速装置 | 32,46,68 | R32, R46, R68 | 注一 |
| | 床、其它润滑部 | 高负荷 | 150,220 | 滑道机油 150, 220 | |
| | | 一般 | 68 | 滑道机油 68 | |
| 油压作动部 | | 32,46,68 | R32-R65, OR AW32-68 | 注三 | |
| 其它润滑部 | | 润滑油 滑脂 | 32,46,68 | R32, R46, R68 多效油脂NO.1, NO.2 | |
| 钻床 | 车头 | | 32 | R12 | |
| | 齿轮箱 | | 32,46,68 | R32-R65, OR HD32-68 | |
| | 臂、柱、滑动面 | 高负荷 | 150,220 | 滑道150, 220 | |
| 一般 | | 68 | 滑道68 | | |
| 其它润滑部 | | 润滑油 滑脂 | 32,46,68 | R32, R46, R68 多效油脂NO.1, NO.2 | |
| 镗床 | 车头 | | 32 | R32 | |
| | 车头滑动面 | | 68 | 滑道68 | |
| | 齿轮箱 | | 32,46,68 | R32-R65, OR HD32-68 | |
| | 床、其它滑动部 | | 68,150,220 | 滑道68, 150, 220 | |
| 其它润滑部 | | 润滑油 滑脂 | 32,46,68 | R32, R46, R68 多效油脂NO.1, NO.2 | |
| 刨床 | 柱、十字头、侧头齿轮箱 | | 32,46,68 | R32-R65, OR AW32-68 | 注二 |
| | 柱、头、平交轨滑动面 | | 68,150,220 | 滑道68, 150, 220 | |
| | 油压作动部 | | 32 | R32 | 注三 |
| 其它润滑部 | | 润滑油 滑脂 | 32,46,68 | R32, R46, R68 多效油脂NO.1, NO.2 | |
| 滚齿机 | 车头滑动部 油压作动部 | | 32 | R32 | 注二 |
| | 膝、柱齿轮箱 | | 32,46,68 | R32-R65, OR HD32-68 | |
| | 膝、柱滑动箱 | | 68,150,220 | 滑道油机68, 150, 220 | |
| | 其它润滑部 | | 润滑油 滑脂 | 32,46,68 | R32, R46, R68 多效油脂NO.1, NO.2 |
| 车头 | | 32 | R32 | | |
| 复合工作机械 | 车头、座、柱齿轮箱 | | 68 | R68, OR HD-68 | 注二 |
| | 油压和动部 | | 32,46,68 | R32-R65, OR AW32-68 | 注二 |
| | 端架、其它润滑部 | | 68,150,220 | 滑道油机68, 150, 220 | |
| | 其它润滑部 | | 润滑油 滑脂 | 32,46,68 | R32, R46, R68 多效油脂NO.1, NO.2 |



常见故障及排除方法

电动润滑油泵常见故障及排除方法

| 序号 Serial number | 现象 The phenomenon of | 原因 Why | 排除方法 Elimination method |
|---------------------|---------------------------------------|---|--|
| 1 | 电机不转 Motor does not turn | 使用电压不对 Wrong voltage | 使用正确电压电源 Use the correct voltage power supply |
| | | 接线错误 Wrong Wiring | 按正确的电气接线图接线 Connect according to the correct electrical wiring diagram |
| | | 吸入微细沙粒困死齿轮 Suck in tiny grains of sand and trap the gear | 拆除底部齿轮泵清洗(此项必须由专业人士操作) Remove bottom gear pump cleaning (this must be operated by a professional) |
| 2 | 压力不足 Insufficient pressure. | 压力表已损坏 The pressure gauge is damaged | 更换压力表 Replace the pressure gauge |
| | | 主管管泄漏 Main line leakage | 检查注油管, 排除泄漏现象 Check the oil injection pipe to eliminate leakage |
| | | 油泵加压时有支油管严重出油 When the oil pump is pressurized, the oil comes out seriously | 检查更新出油支管的分配器内换向阀 Check and update the reversing valve in the distributor of the oil outlet branch |
| | | 油泵溢流阀密封不好 The oil pump overflow valve does not seal well | 拆下清洗 Remove and clean |
| | | 吸油口处堵塞 The oil suction is blockage | 清洗油箱, 吸油口处滤网 Clean the fuel tank and filter at the suction port |
| 3 | 不出油 don't give oil. | 泵内空气未排清 The air in the pump is not cleared | 多几次泵油, 必要时松开油口再泵油 Pump the oil a few more times, loosen the port and pump the oil if necessary |
| | | 电机不转 Motor does not turn | 见序号1项 See item 1 of serial number |
| 4 | 出油量少 the oil quantity is little | 吸油口处堵塞 The oil suction port is blocked | 清洗吸油口处滤网 Clean the filter at the suction port |
| | | 溢流阀密封不好 The overflow valve is not well sealed | 取下溢流阀清洗 Remove relief valve cleaning |
| 5 | 压力开关失灵 Pressure switch malfunction | 系统压力不足 Undersystem pressure | 检查管路系统压力必须大于1.0MPa Check pipeline system pressure must be greater than 1.0MPa |
| | | 接线错误 Wrong wiring | 按电气接线图正确接线 Correct wiring according to electrical wiring diagram |
| 6 | 液位开关失灵 the levelswitch failed | 浮球与油箱相碰 The float hit the oil tank. | 设法将液位开关位置纠正 Try to correct the position of the liquid level switch |
| 7 | 油泵电机不停 Oil pump motor | 系统PLC控制电源线通电时间过长或电源线没有经过系统PLC控制 System plc control power supply the is too long or the power cord is not passed system plc control | 正确设置 Correct setup |
| | | 数码管电脑给油时间设置太长 Digital tube computer set too long to oil | 正确设置 Correct setup |



工业用润滑油制品一览表 List of lubricating oil products for industrial use

| 名称 Name | 用途 Use | 形式 Form | IOS规格 IOS specification | 粘度 Viscosity | 中国石油 PetroChina | Mobil | Esso | Shell |
|------------|-----------------|------------|----------------------------|-----------------|--------------------|------------------|----------------|-------------|
| 齿轮润滑油 | 中荷重密闭齿轮 | R&O型 | VG-32 | 32 | 特级循环机油R32 | DTE Light | Teresso 32 | Turbo T32 |
| | | | VG-68 | 68 | 特级循环机油R68 | DTE Heavy medium | Teresso 68 | Turbo T68 |
| | | | VG-150 | 150 | 特级机油HD150 | DTE Extra Heavy | Teresso 150 | Corena H150 |
| | 中荷重密闭齿轮 蜗齿轮) | 极压型 | VG-150 | 150 | 特级机油HD150 | Mobilgaed 629 | Spartan EP:150 | Corena 150 |
| | | | VG-320 | 320 | 特级机油HD320 | Mobilgaed 632 | Spartan EP:320 | Cmaia 320 |
| | | | VG-460 | 460 | 特级机油HD460 | Mobilgaed 64 | Spartan EP:460 | Cmaia 460 |
| 轴承润滑油 | 主轴、轴承 | R&O型 | VG-2 | 2 | | Velocite 3 | | |
| | | | VG-10 | 12 | 特级循环机油R12 | Velocite 6 | Spinesso 10 | Vexilla D10 |
| | | | VG-22 | 22 | 特级循环机油R22 | Velocite 22 | Spinesso 22 | Vexilla D22 |
| 滑道面 海滑面 | 滑道面 | 低磨擦油 | VG-68 | 68 | 滑道机油滑道68 | Vectra NO.2 | Febis K68 | Tonna T68 |
| | | | VG-220 | 220 | 滑道机油滑道220 | Vectra NO.4 | Febis K220 | Tonna T220 |
| 油压作动油 | 油压装置 | R&O型 | VG-32 | 32 | 特级循环机油R32 | DTE Light | Teresso 32 | Turbo T32 |
| | | | VG-68 | 68 | 特级循环机油R68 | DTE HeaW medium | Teresso 68 | Turbo T68 |
| | | 耐磨装置 | VG-32 | 32 | 液压油32AW | DTE24 | Teresso EP:68 | Tellux C32 |
| | | | VG-68 | 68 | 液压油68AW | DTE25 | Teresso EP:68 | Tellux C68 |
| 润滑油脂 | 轴承 | 多效型 | | MLGINO.1 | 多效油脂NO.1 | Mobilux1 | Estan NO.1 | AlvaniaNO.1 |
| | | | | MLGINO.1 | 多效油脂NO.2 | Mobilux2 | Estan NO.2 | AlvaniaNO.2 |